

**Benchmark**

Benchmark	No Benchmark for this fund
Benchmark Category	-
IA Sector	Mixed Investment 40-85% Shares

**Identification Codes**

Sedol Code	BYXJKV2
Mex Code	-
Isin Code	GB00BYXJKV21
Citi Code	MU6J

**Fund Overview**

Mid (10/04/2026)	217.24p
Historic yield	1.52%
Fund size (28/02/2026)	£59.37m
Number of holdings	390
Ongoing Charges	0.74%
Launch date	23/11/2015

**Fund Charges**

Entry Charge	3.00%
Ongoing Charges	0.74%

**Fund Background**

Valuation frequency	Daily
Valuation point	07:00
Fund type	ICVC
Launch price	£1.00
Fund currency	Pound Sterling
Fund domicile	United Kingdom
ISA allowable	Yes
SIPP allowable	Yes

**Dealing**

Minimum Investment	£1000
Minimum Top Up	£500
Minimum Regular Saving	£100
Settlement Period: Buy	4 days
Settlement Period: Sell	4 days
Pricing Basis	Forward
Dealing Decimals	4

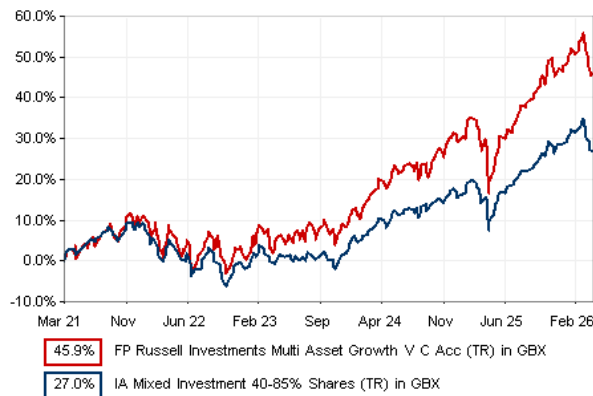
**Distribution Dates**

Ex dividend date(s)	Income payment date(s)
02 December	31 January

**Aims**

The Fund aims to achieve capital appreciation over the long term.

**Performance**



**Discrete performance - to last month end**

	31/03/21 to 31/03/22	31/03/22 to 31/03/23	31/03/23 to 31/03/24	31/03/24 to 31/03/25	31/03/25 to 31/03/26
Fund	8.7%	-3.7%	14.7%	6.1%	14.7%
Sector	5.2%	-4.5%	10.2%	3.3%	11.0%
Rank	37/183	80/189	15/196	18/213	30/219
Quartile	1	2	1	1	1

**Annualised performance**

	3 Years to 31/03/26	5 Years to 31/03/26	10 Years to 31/03/26
Fund	11.7%	7.8%	7.9%
Sector	8.1%	4.9%	6.2%
Rank	6/196	15/183	22/124
Quartile	1	1	1

**Fund Managers**



Name: David Vickers  
 Manager for: 10 years, 4 months

**Ratings**

FE Crown



**Group Details**

Group name	FP Russell Investments Limited
Group address	IFDS House St Nicholas Lane Basildon Essex SS15 5FS
Group telephone	0845 002 0785
Dealing telephone	-
Email	-
Homepage	https://russellinvestments.com/uk/
Fax number	-


**Important Information**

- Source of portfolio data: Broadridge. Source of performance data: FE fundinfo. We can't predict the future. Past performance isn't a guide to future performance. The figures shown are intended only to demonstrate performance history of the fund, after allowing for the impact of ongoing charges, but take no account of product charges. Ongoing charges may vary in the future and may be higher than they are now. Fund performance is based upon the movement of the daily price and is shown as total return in GBP with income reinvested. The value of your investment can go down as well as up so you might get back less than you put in.
- This factsheet is for information purposes only. If there is information or terminology included that you would like to discuss, then please contact an adviser. Investors should refer to their policy documentation and supporting brochures for fund availability, investment strategy, any product information and charges. Every care has been taken in populating this output, however it must be appreciated that neither Broadridge, Prudential nor their sources guarantee the accuracy, adequacy or completeness of this information or make any warranties regarding results from its usage.


**Holdings**

Name	% Weight	Sector	Country
1 FTSE 100 IDX FUT Mar26	0.06%	Non-Classified	Non-Classified

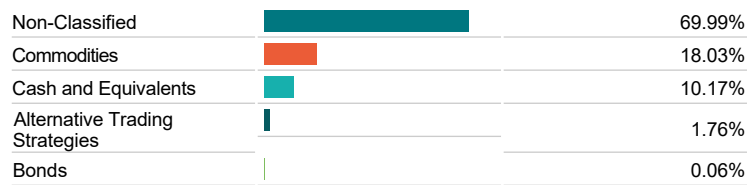
**Asset Allocation**



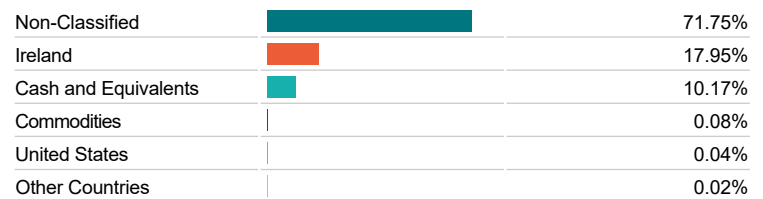
**Regional Allocation**



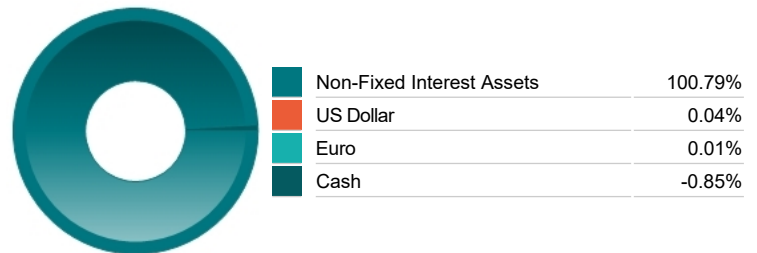
**Equity Sector Breakdown**



**Top Country Breakdown**



**Fixed Interest Currencies**



**Important Information**

- The Industry Classification Benchmark is a product of FTSE International Limited and has been licensed for use.
- "Prudential" is a trading name of The Prudential Assurance Company Limited, which is registered in England and Wales. Registered office at 10 Fenchurch Avenue, London EC3M 5AG. Registered number 15454. Authorised by the Prudential Regulation Authority and regulated by the Financial Conduct Authority and the Prudential Regulation Authority.