

Benchmark

Benchmark	Markit iBoxx Sterling Non Gilts Overall
ABI Sector	Sterling Strategic Bond

Identification Codes

Sedol Code	B3BW0C7
Mex Code	PUASTT
Isin Code	GB00B3BW0C71
Citi Code	D9U9

Fund Overview

Bid (17/05/2019)	169.80
Offer (17/05/2019)	178.70
Fund size (31/03/2019)	£5.01m
Underlying Fund size	£1480.39m
Number of holdings	126
Launch date	20/10/2008

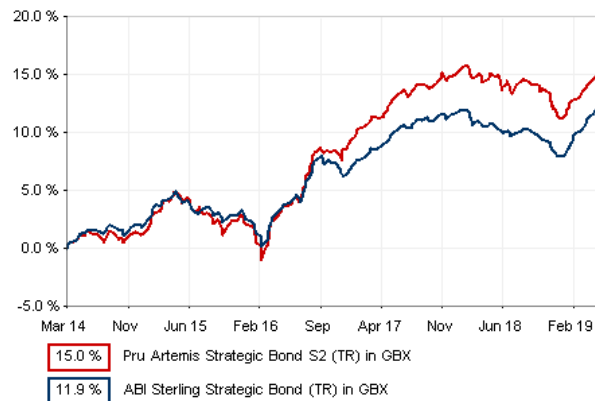
Fund Charges

Base Annual Management Charge (AMC)	1.35%
Additional Charges	0.08%
Total Charges	1.43%

Aims

The investment strategy of the fund is to purchase units in the Artemis Strategic Bond Fund. That fund aims to achieve a combination of income and capital growth by investing predominantly in fixed income markets but may selectively invest in other markets. Equal emphasis is given to the security of capital and income although from time to time one may take prominence over the other in accordance with the strategy being pursued.

Performance



Discrete performance - to last month end

	30/04/14 to 30/04/15	30/04/15 to 30/04/16	30/04/16 to 30/04/17	30/04/17 to 30/04/18	30/04/18 to 30/04/19
Fund	3.8%	-0.8%	8.3%	2.5%	-0.1%
Sector	3.7%	-0.5%	5.4%	1.1%	1.3%
Rank	82/131	100/136	20/139	43/141	128/141
Quartile	3	3	1	2	4

Annualised performance

	Annualised		
	3 Years to 30/04/19	5 Years to 30/04/19	10 Years to 30/04/19
Fund	3.5%	2.7%	6.3%
Sector	2.6%	2.2%	6.3%
Rank	61/139	76/131	72/99
Quartile	2	3	3

Fund Managers



Name: James Foster Alex Ralph
 Manager of the underlying fund for: 13 years, 10 months 13 years, 10 months

Ratings

Morningstar Analyst Rating™




Important Information

- Source of portfolio data: FundsLibrary. Source of performance data: Financial Express (FE). Please remember that past performance is not a reliable indicator of future performance. The figures shown are intended only to demonstrate performance history of the fund and take no account of product charges, or the Annual Management Charge for any available PruFund funds.. The application of charges may impact the overall performance. Please also note that our charges may vary in the future and may be higher than they are now. Fund Performance is based upon the movement of the daily price and is shown as total return in GBP with net income reinvested. The value of your investment can go down as well as up and you may not get back the amount you put in.
- This factsheet is for information purposes only. If there is information or terminology included that you would like to discuss, then please contact an adviser. Investors should refer to their policy documentation and supporting brochures for fund availability, investment strategy, any product information and charges. Every care has been taken in populating this output, however it must be appreciated that neither FundsLibrary, Prudential nor their sources guarantee the accuracy, adequacy or completeness of this information or make any warranties regarding results from its usage.

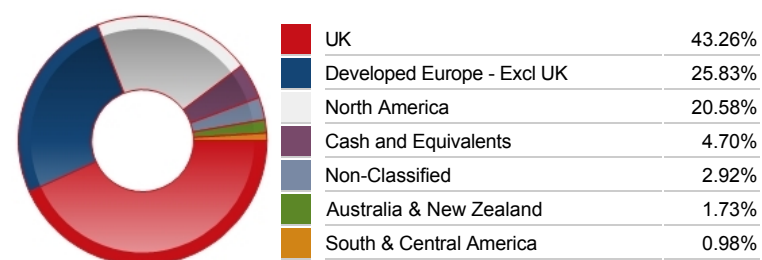
Top 10 Holdings

Name	% Weight	Sector	Country
1 ¾% Treasury Gilt 2023	10.02%	Bonds	United Kingdom
2 US TREASURY N/B 3.125% 11/15/2028	9.90%	Bonds	United States
3 US TREASURY N/B 2.625% 02/15/2029	6.34%	Bonds	United States
4 1½% Treasury Gilt 2021	4.12%	Bonds	United Kingdom
5 HSBC BANK PLC 1.1875%	0.95%	Banks	United Kingdom
6 WHITBREAD GROUP PLC 3.375% 10/16/2025	0.95%	Travel & Leisure	United Kingdom
7 NATURGY FINANCE BV	0.93%	Gas, Water & Multiutilities	Netherlands
8 ORANGE SA 5.875% PERP RegS	0.91%	Fixed Line Telecommunications	France
9 GAZPROM (GAZ CAPITAL SA) 4.25% 04/06/2024	0.90%	Oil & Gas Producers	Luxembourg
10 ELECTRICITE DE FRANCE SA 6% EMTN	0.90%	Electricity	France

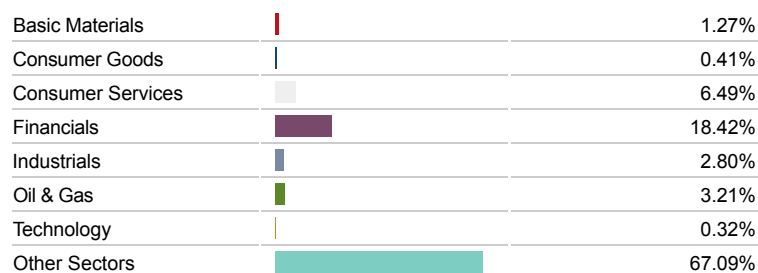
Asset Allocation



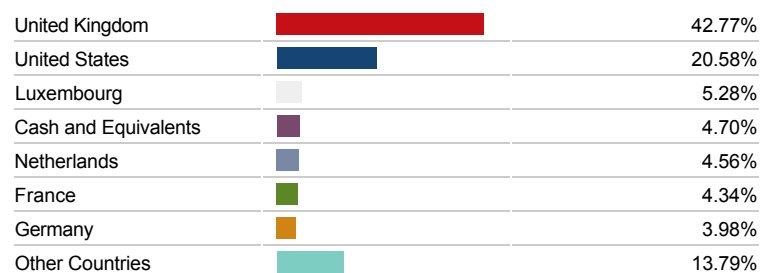
Regional Allocation



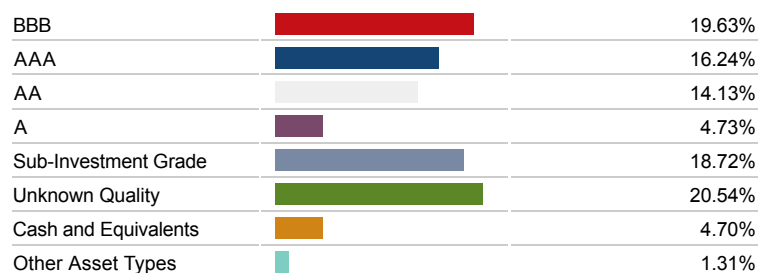
Bond Sector Breakdown



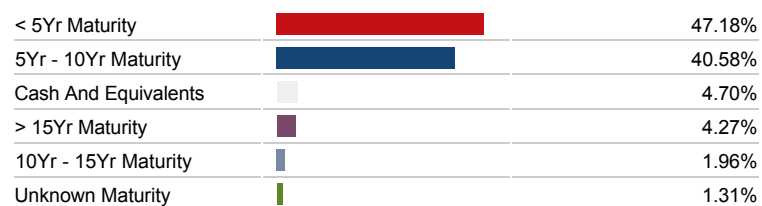
Top Country Breakdown




Fixed Interest Quality Profile



Fixed Interest Maturity Profile



Fixed Interest Currencies



Important Information

- The Industry Classification Benchmark is a product of FTSE International Limited and has been licensed for use.
- "Prudential" is a trading name of The Prudential Assurance Company Limited (PACL), which is registered in England and Wales. This name is also used by other companies within the Prudential Group. Registered office at 10 Fenchurch Avenue, London EC3M 5AG. Registered number 15454. Authorised by the Prudential Regulation Authority and regulated by the Financial Conduct Authority and the Prudential Regulation Authority.