

Benchmark

Benchmark	Russell 2000 Index
Benchmark Category	-
IA Sector	North American Smaller Companies

Identification Codes

Sedol Code	B8BRMK9
Mex Code	JRCOMP
Isin Code	GB00B8BRMK99
Citi Code	GVDH

Fund Overview

Mid (23/09/2022)	277.50p
Historic yield	0.86%
Fund size (31/12/2022)	£214.65m
Number of holdings	1681
Ongoing Charges	0.87%
Launch date	06/12/2012

Fund Charges

Entry Charge	0.00%
Ongoing Charges	0.87%

Fund Background

Valuation frequency	Daily
Valuation point	12:00
Fund type	ICVC
Launch price	£1.00
Fund currency	Pound Sterling
Fund domicile	United Kingdom
ISA allowable	Yes
SIPP allowable	Yes

Dealing

Minimum Investment	-
Minimum Top Up	-
Minimum Regular Saving	-
Settlement Period: Buy	4 days
Settlement Period: Sell	4 days
Pricing Basis	Forward
Dealing Decimals	3

Distribution Dates

Ex dividend date(s)	Income payment date(s)
01 March	30 April

Aims

The objective of this Fund is to achieve capital growth, principally through investment in securities of smaller US companies.

Performance

No data available! Please enter a valid code!

Fund Managers

<div><div></div><div>Royce & Associates, LLC</div></div>	
Name:	Royce & Associates
Manager for:	21 years, 1 months

Ratings

FE Crown	<div><div></div><div></div><div></div><div></div><div></div></div>
----------	--


Group Details

Group name	Franklin Templeton Funds II (CLOSED)
Group address	Franklin Templeton PO Box 563 Darlington DL1 9ZF
Group telephone	0330 123 3790
Dealing telephone	0330 123 3790
Email	FTF@bnymellon.com
Homepage	w w w.franklintempleton.co.uk
Fax number	0330 123 3791

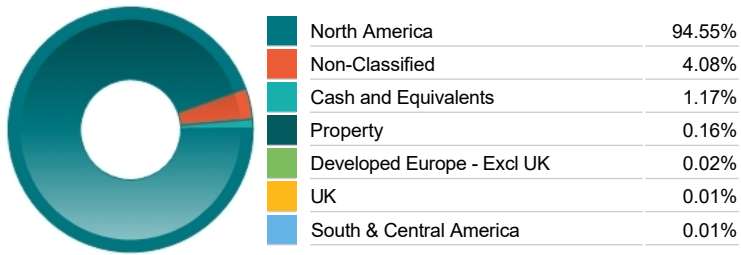
Top 10 Holdings

Name	% Weight	Sector	Country
1 Kennedy Wilson Europe Real Estate Plc Kennedy Wilson Europe Real Estate Ord NPV	3.07%	Real Estate Investment & Services	United States
2 ZIFF DAVIS INC	3.03%	Software & Computer Services	United States
3 MKS INSTRUMENTS INC	3.00%	Electronic & Electrical Equipment	United States
4 WHITE MOUNTAINS INSURANCE GROUP	2.96%	Non-life Insurance	United States
5 ESCO TECHNOLOGIES INC	2.64%	General Industrials	United States
6 JOHN BEAN TECHNOLOGIES CORP	2.57%	Industrial Engineering	United States
7 BIO-TECHNE CORPORATION	2.56%	Medical Equipment & Services	United States
8 AIR LEASE CORPORATION	2.46%	Industrial Transportation	United States
9 INTER PARFUMS INC	2.44%	Personal Goods	United States
10 ENOVIS CORPORATION	2.44%	Medical Equipment & Services	Non-Classified

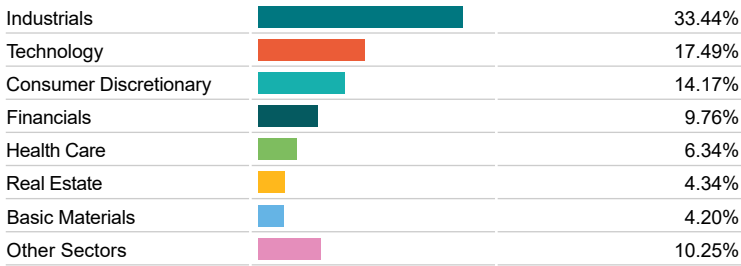
Asset Allocation



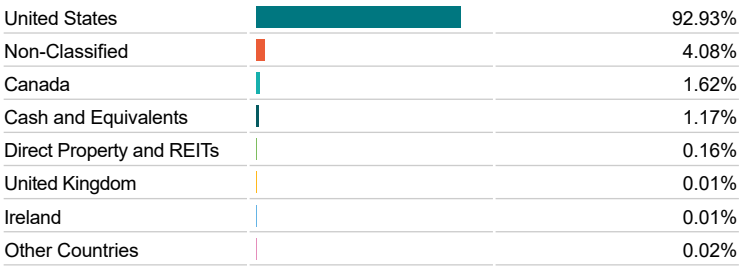
Regional Allocation



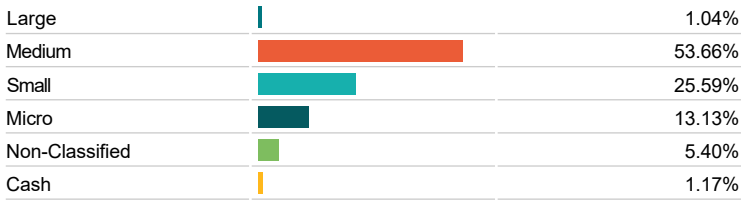
Equity Sector Breakdown



Top Country Breakdown



Breakdown By Market Cap (%)



Fixed Interest Currencies

