

**Benchmark**

Benchmark	Variable
Sector	OI Mixed Investment 20-60% Shares

**Identification Codes**

Sedol Code	B0MSS85
Mex Code	SBPDEF
Isin Code	IE00B0MSS858
Citi Code	TJ78

**Fund Overview**

Bid (12/07/2024)	1.98
Offer (12/07/2024)	2.08
Fund size (31/05/2024)	£5.96m
Number of holdings	690
Launch date	28/10/2005

**Fund Charges**

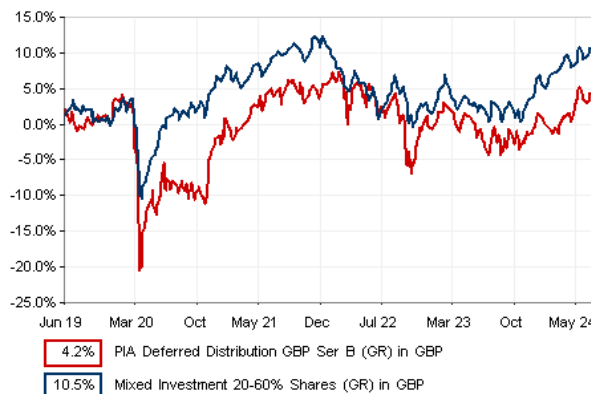
Annual Management Charge (AMC)	1.30%
Further Costs	0.31%
<b>Yearly Total</b>	<b>1.61%</b>

**Aims**

Objective: The fund aims to deliver capital growth together with reinvested income over the longer term.

Fund Investments: The fund primarily invests in UK equity funds, European (including UK) fixed income funds, UK property funds and cash. These assets are predominantly denominated in sterling.

**Performance**




**Discrete performance - to last month end**

	30/06/19 to 30/06/20	30/06/20 to 30/06/21	30/06/21 to 30/06/22	30/06/22 to 30/06/23	30/06/23 to 30/06/24
Fund	-8.3%	13.2%	-2.6%	-4.2%	7.6%
Sector	0.9%	8.6%	-6.9%	0.0%	8.5%
Rank	234/242	61/258	49/270	249/273	174/286
Quartile	4	1	1	4	3

**Annualised performance**

	Annualised		
	3 Years to 30/06/24	5 Years to 30/06/24	10 Years to 30/06/24
Fund	0.1%	0.8%	2.5%
Sector	0.3%	2.0%	3.5%
Rank	133/270	165/242	122/171
Quartile	2	3	3

**Fund Managers**



Name: M&G Treasury & Investment Office  
Manager for: 18 years, 8 months

**Ratings**

FE Crown



**Important Information**

- Because of changes in exchange rates the value of your investment, as well as any money you take from it, can go down as well as up.
- Some funds may invest in 'underlying' funds or other investment vehicles. The performance of our fund, compared to what it's invested in won't be exactly the same. That can be due to additional charges, cash management (needed to help people to enter and leave our fund when they want), tax and the timing of investments (this is known as a fund's dealing cycle, it varies between managers and can be several days).
- Source of portfolio data: Broadridge. Source of performance data: FE fundinfo. We can't predict the future. Past performance isn't a guide to future performance. The figures shown are intended only to demonstrate performance history of the fund, after allowing for the impact of fund charges and further costs, but take no account of product charges, or any Annual Management Charge paid for by the deduction of units. Charges and further costs may vary in the future and may be higher than they are now. Fund performance is based upon the movement of the daily price and is shown as total return in the fund's currency of denomination with gross income reinvested. The value of your investment can go down as well as up so you might get back less than you put in.
- This factsheet is for information purposes only. If there is information or terminology included that you would like to discuss, then please contact an adviser. Investors should refer to their policy documentation and supporting brochures for fund availability, investment strategy, any product information and charges. Every care has been taken in populating this output, however it must be appreciated that neither Broadridge, Prudential nor their sources guarantee the accuracy, adequacy or completeness of this information or make any warranties regarding results from its usage.

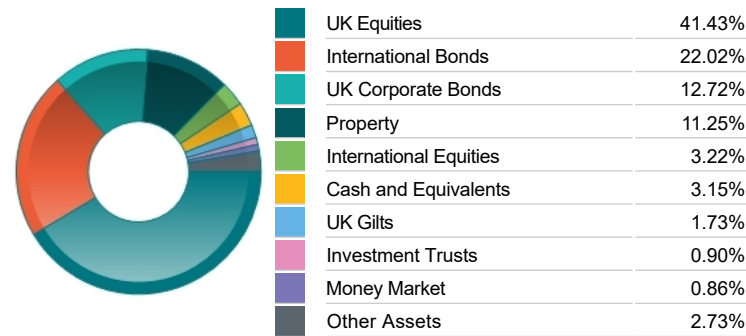
**Top 10 Fund Holdings**

Name	% Weight
1 M&G Dividend Class C GBP	46.76%
2 M&G (1) Sterling Investment Grade Corporate Bond Class Z2A GBP	39.00%
3 M&G Feeder of Property Portfolio Class A GBP	12.89%

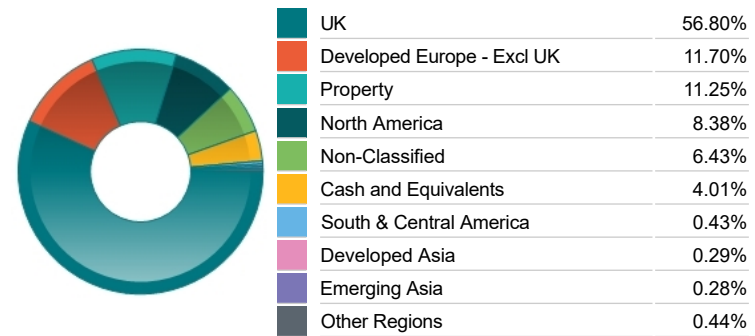
**Top 10 Holdings**

Name	% Weight
1 HSBC HOLDINGS	3.34%
2 BP	3.12%
3 ASTRAZENECA	2.52%
4 RIO TINTO	2.05%
5 IMPERIAL BRANDS	2.04%
6 SHELL	1.95%
7 GSK	1.90%
8 BRITISH AMERICAN TOBACCO	1.86%
9 LLOYDS BANKING GROUP	1.44%
10 ROYAL BANK OF SCOTLAND GROUP	1.17%

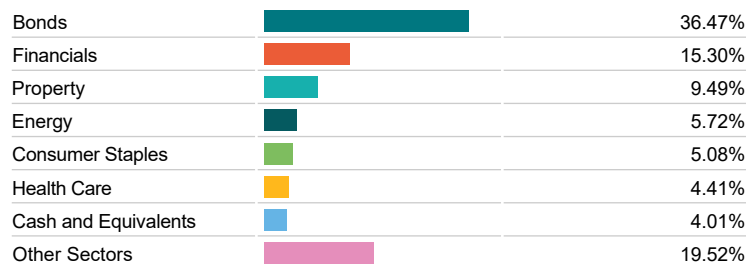
**Asset Allocation**



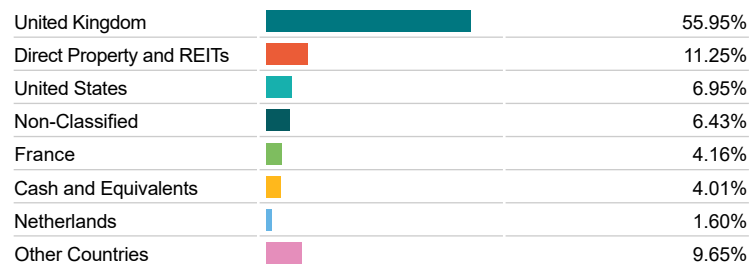
**Regional Allocation**



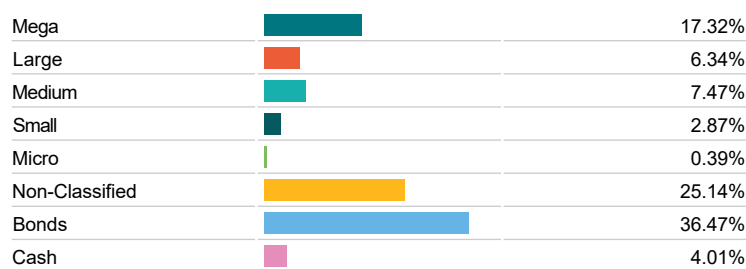
**Sector Breakdown**



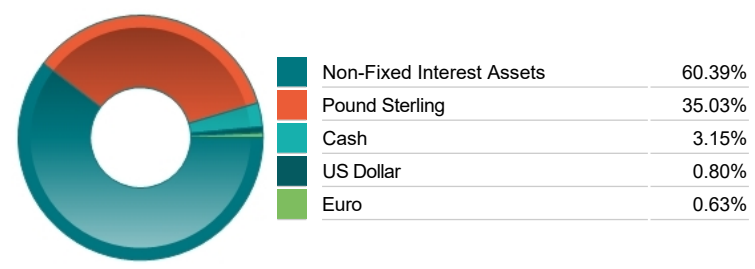
**Top Country Breakdown**



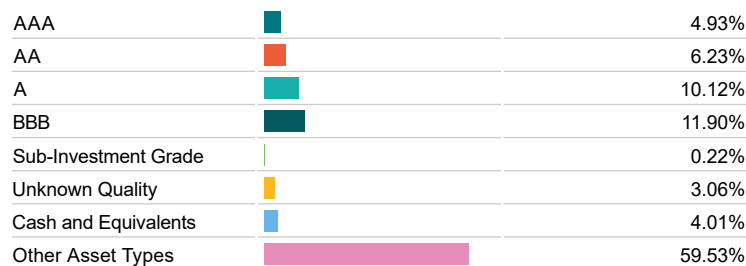
**Breakdown By Market Cap (%)**



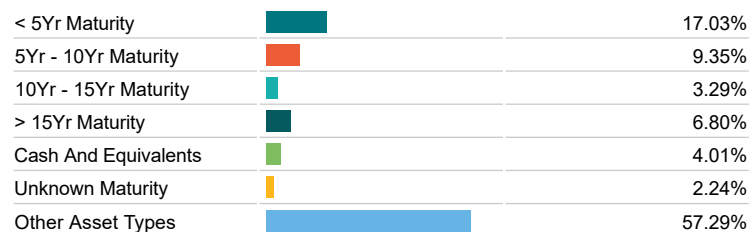
**Fixed Interest Currencies**



**Fixed Interest Quality Profile**



**Fixed Interest Maturity Profile**



**Important Information**

- Because of changes in exchange rates the value of your investment, as well as any money you take from it, can go down as well as up.
- The Industry Classification Benchmark is a product of FTSE International Limited and has been licensed for use.

## Commentary

Not currently available.

## Important Information

- The registered office of Prudential International is in Ireland at Fitzwilliam Court, Leeson CI, Dublin 2, D02 TC95. Prudential International is a marketing name of Prudential International Assurance plc, a life assurance company operating from Ireland. Registration No. 209956. Prudential International Assurance plc is authorised and regulated by the Central Bank of Ireland and in the context of its UK regulated activities only, is authorised by the Prudential Regulation Authority and subject to regulation by the Financial Conduct Authority and limited regulation by the Prudential Regulation Authority. Details about the extent of our regulation by the Prudential Regulation Authority are available from us on request. Prudential International is part of the same corporate group as The Prudential Assurance Company Limited. Both The Prudential Assurance Company Limited and Prudential International are direct and indirect subsidiaries respectively of M&G plc, a company incorporated in the United Kingdom. The Prudential Assurance Company Limited is not affiliated in any manner with Prudential Financial, Inc, a company whose principal place of business is in the United States of America or Prudential plc, an international group incorporated in the United Kingdom.