

Benchmark

Benchmark	none
Benchmark Category	-
IA Sector	Volatility Managed

Identification Codes

Sedol Code	BCZW5B0
Mex Code	V9ACNL
Isin Code	GB00BCZW5B06
Citi Code	JMLW

Fund Overview

Mid (02/04/2026)	171.88p
Historic yield	2.13%
Fund size (28/02/2026)	£235.45m
Number of holdings	17804
Ongoing Charges	0.72%
Launch date	03/12/2013

Fund Charges

Entry Charge	0.00%
Ongoing Charges	0.72%

Fund Background

Valuation frequency	Daily
Valuation point	07:59
Fund type	OEIC
Launch price	£1.00
Fund currency	Pound Sterling
Fund domicile	United Kingdom
ISA allowable	Yes
SIPP allowable	Yes

Dealing

Minimum Investment	£1000000
Minimum Top Up	£500
Minimum Regular Saving	£0
Settlement Period: Buy	4 days
Settlement Period: Sell	4 days
Pricing Basis	Forward
Dealing Decimals	3

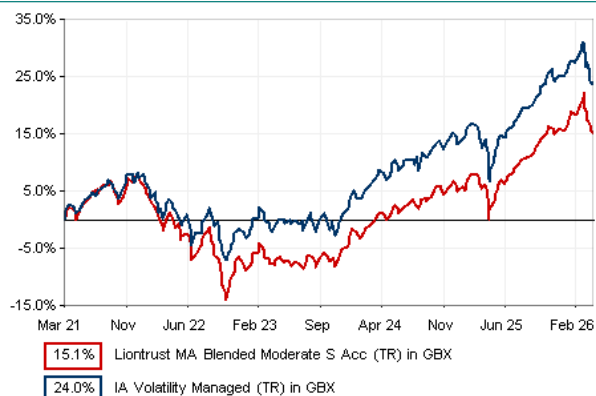
Distribution Dates

Ex dividend date(s)	Income payment date(s)
01 January	31 January

Aims

The Fund seeks to achieve capital growth and income with a below median level of volatility (risk), having a risk profile of 3, in a range from 1 to 7 where 1 is the lowest risk and 7 the highest.

Performance




Discrete performance - to last month end

	31/03/21 to 31/03/22	31/03/22 to 31/03/23	31/03/23 to 31/03/24	31/03/24 to 31/03/25	31/03/25 to 31/03/26
Fund	1.3%	-8.2%	9.0%	4.2%	9.0%
Sector	4.0%	-4.6%	9.6%	3.5%	10.1%
Rank	141/186	181/189	111/205	67/208	127/213
Quartile	4	4	3	2	3

Annualised performance

	Annualised		
	3 Years to 31/03/26	5 Years to 31/03/26	10 Years to 31/03/26
Fund	7.4%	2.9%	4.4%
Sector	7.7%	4.4%	5.5%
Rank	118/205	134/186	61/96
Quartile	3	3	3

Fund Managers



Name: Multi-Asset investment team
Manager for: 4 years, 11 months

Ratings

FE Crown



Group Details

Group name	Liontrust Fund Partners LLP
Group address	2 Savoy Court London WC2R 0EZ
Group telephone	020 7412 1766
Dealing telephone	020 7964 4774
Email	info@liontrust.co.uk
Homepage	www.liontrust.co.uk
Fax number	020 7412 1779

Important Information

- Source of portfolio data: Broadridge. Source of performance data: FE fundinfo. We can't predict the future. Past performance isn't a guide to future performance. The figures shown are intended only to demonstrate performance history of the fund, after allowing for the impact of ongoing charges, but take no account of product charges. Ongoing charges may vary in the future and may be higher than they are now. Fund performance is based upon the movement of the daily price and is shown as total return in GBP with income reinvested. The value of your investment can go down as well as up so you might get back less than you put in.
- This factsheet is for information purposes only. If there is information or terminology included that you would like to discuss, then please contact an adviser. Investors should refer to their policy documentation and supporting brochures for fund availability, investment strategy, any product information and charges. Every care has been taken in populating this output, however it must be appreciated that neither Broadridge, Prudential nor their sources guarantee the accuracy, adequacy or completeness of this information or make any warranties regarding results from its usage

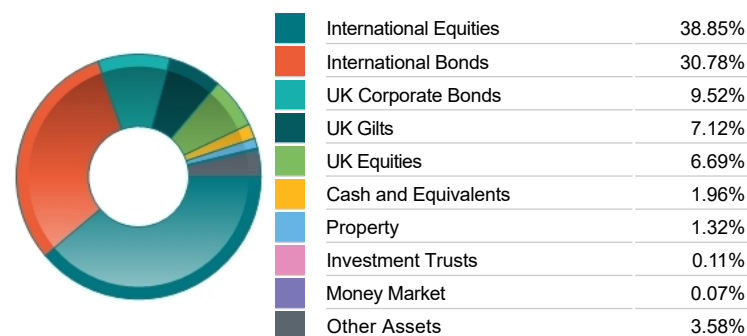
Top 10 Fund Holdings

Name	% Weight
1 BlackRock iShares Corporate Bond Index Class L	12.97%
2 Liontrust GF Global Corporate Bond Class C11	8.77%
3 Liontrust GF High Yield Bond Class C11 Hedged	7.00%
4 Legal & General US Index Trust C	6.73%
5 Legal & General ICAV L&G Emerging Markets Equity Index Fund Class C	6.37%
6 Liontrust GF Global Short Dated Corporate Bond Class C11 Hedged	5.56%
7 HSBC Global Government Bond Index Class S2QH	4.30%
8 abrdn OEIC abrdn Asia Pacific ex-Japan Equity Tracker Class N	3.40%
9 Legal & General All Stocks Gilt Index Trust C	2.61%
10 BlackRock iShares UK Gilts All Stocks Index Class L	2.61%

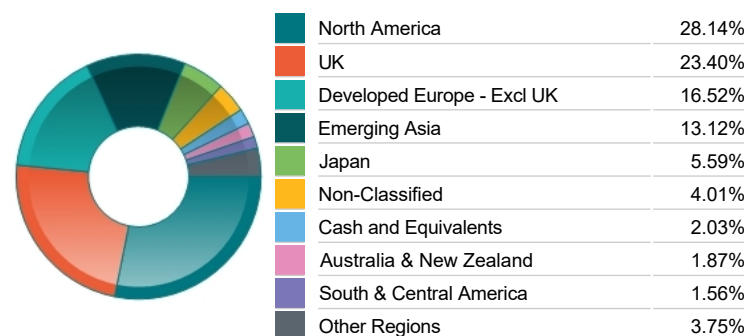
Top 10 Holdings

Name	% Weight
1 TAIWAN SEMICONDUCTOR MANUFACTURING COMPANY LIMITED	1.69%
2 SAMSUNG ELECTRONICS CO. LTD	0.80%
3 NVIDIA CORPORATION	0.67%
4 TENCENT HOLDINGS LIMITED	0.65%
5 ALIBABA GROUP HOLDING LIMITED	0.49%
6 Kennedy-Wilson Inc 5% 01-MAR-2031	0.46%
7 MICROSOFT CORPORATION	0.43%
8 APPLE	0.42%
9 ALPHABET	0.41%
10 AMAZON.COM	0.35%

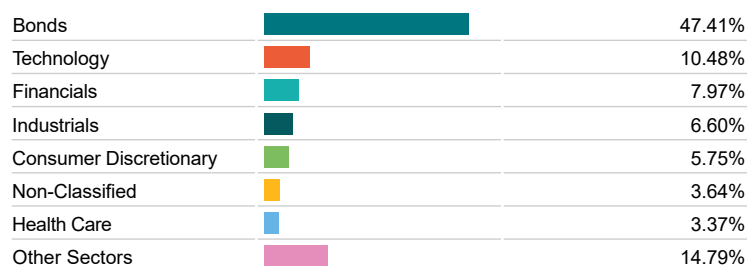
Asset Allocation



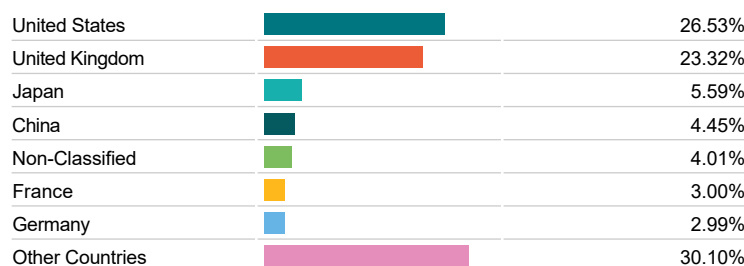
Regional Allocation



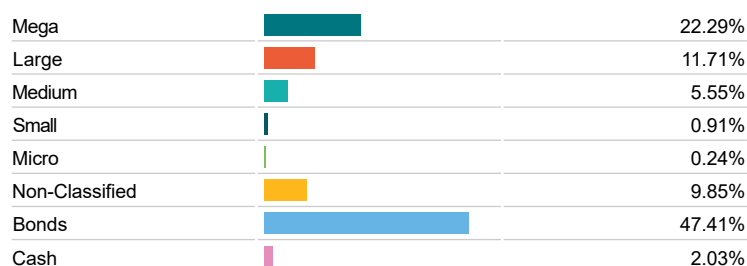
Sector Breakdown



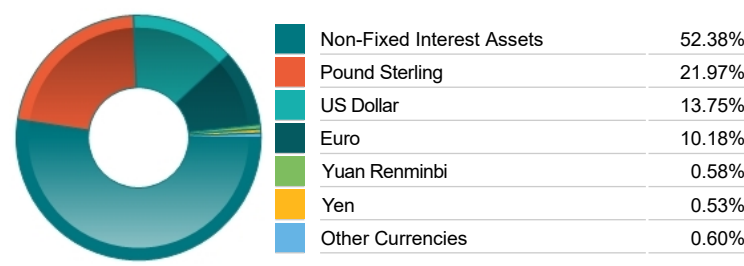
Top Country Breakdown



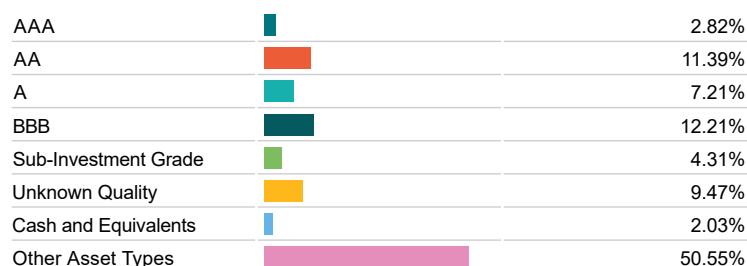
Breakdown By Market Cap (%)



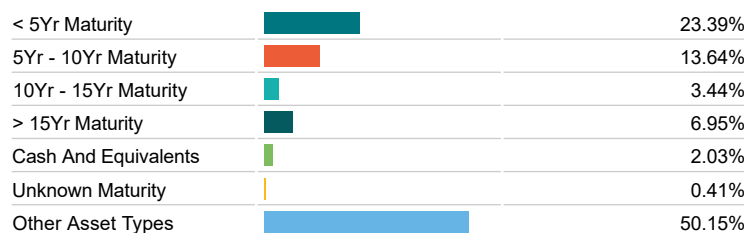
Fixed Interest Currencies



Fixed Interest Quality Profile



Fixed Interest Maturity Profile



Important Information

- The Industry Classification Benchmark is a product of FTSE International Limited and has been licensed for use.
- "Prudential" is a trading name of The Prudential Assurance Company Limited, which is registered in England and Wales. Registered office at 10 Fenchurch Avenue, London EC3M5AG. Registered number 15454. Authorised by the Prudential Regulation Authority and regulated by the Financial Conduct Authority and the Prudential Regulation Authority.