

### Benchmark

Benchmark	JPMorgan GBI-EM Global Diversified
Benchmark Category	-
IA Sector	Global EM Bonds - Local Currency

### Identification Codes

Sedol Code	B3TB1H8
Mex Code	YFIAAE
Isin Code	GB00B3TB1H89
Citi Code	12GG

### Fund Overview

Mid (09/10/2025)	126.91p
Distribution yield	6.97%
Underlying yield	-
Fund size (30/04/2025)	£74.31m
Number of holdings	650
Ongoing Charges	0.95%
Launch date	02/05/2012

### Fund Charges

Entry Charge	0.00%
Ongoing Charges	0.95%

### Fund Background

Valuation frequency	Daily
Valuation point	-
Fund type	OEIC
Launch price	-
Fund currency	Pound Sterling
Fund domicile	United Kingdom
ISA allowable	Yes
SIPP allowable	Yes

### Dealing

Minimum Investment	£1000000
Minimum Top Up	£250000
Minimum Regular Saving	-
Settlement Period: Buy	3 days
Settlement Period: Sell	3 days
Pricing Basis	Forward
Dealing Decimals	3

### Distribution Dates

Ex dividend date(s)	Income payment date(s)
01 December	31 January
01 March	30 April
01 June	31 July
01 September	31 October



### Aims

The Fund aims to provide income and capital growth (to grow the value of your investment) over at least 5 years. The Fund invests primarily (at least two-thirds) in bonds (or similar debt-based assets) issued by emerging market borrowers or borrowers who have significant economic exposure to emerging markets (countries that have less developed economies) and in related derivatives (financial contracts whose value is linked to the price of such bonds (or similar debt-based assets)).

### Performance

No data available! Please enter a valid code!

### Fund Managers



Name:	Peter Eerdmans	Christine Reed	Werner Gey van Pittius	Antoon de Klerk
Manager for:	19 years, 9 months	2 years, 7 months	13 years, 4 months	8 years, 6 months

### Ratings

FE Crown



### Group Details

Group name	Ninety One
Group address	55 Gresham Street London EC2V 7QP
Group telephone	+44 (0) 203 938 1900
Dealing telephone	+44 (0) 203 938 1900
Email	enquiries@ninetyone.com
Homepage	https://ninetyone.com/en/united-kingdom
Fax number	+44 (0) 203 938 1900

### Important Information

- Source of portfolio data: Broadridge. Source of performance data: FE fundinfo. We can't predict the future. Past performance isn't a guide to future performance. The figures shown are intended only to demonstrate performance history of the fund, after allowing for the impact of ongoing charges, but take no account of product charges. Ongoing charges may vary in the future and may be higher than they are now. Fund performance is based upon the movement of the daily price and is shown as total return in GBP with income reinvested. The value of your investment can go down as well as up so you might get back less than you put in.
- This factsheet is for information purposes only. If there is information or terminology included that you would like to discuss, then please contact an adviser. Investors should refer to their policy documentation and supporting brochures for fund availability, investment strategy, any product information and charges. Every care has been taken in populating this output, however it must be appreciated that neither Broadridge, Prudential nor their sources guarantee the accuracy, adequacy or completeness of this information or make any warranties regarding results from its usage

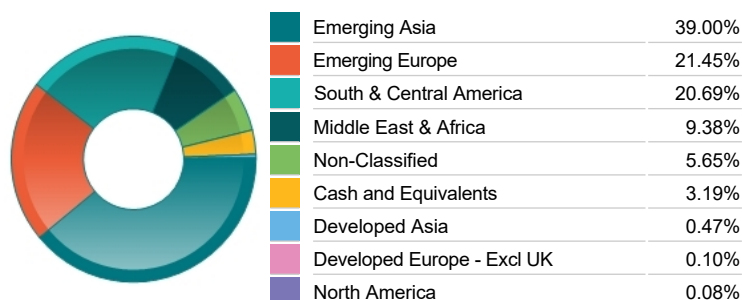
## Top 10 Holdings

Name	% Weight	Sector	Country
1 INDONESIA TREASURY BOND BONDS 07/35 6.75	5.06%	Bonds	Indonesia
2 REPUBLIC OF POLAND GOVERNMENT BONDS 01/30 5	4.45%	Bonds	Poland
3 INDIA GOVERNMENT BOND SR UNSECURED 04/34 7.1	4.26%	Bonds	India
4 THAILAND GOVERNMENT BOND SR UNSECURED 06/28 2.65	3.80%	Bonds	Thailand
5 REPUBLIC OF POLAND GOVERNMENT BONDS 07/28 7.5	3.05%	Bonds	Poland
6 REPUBLIC OF POLAND GOVERNMENT BONDS 07/29 4.75	2.54%	Bonds	Poland
7 THAILAND GOVERNMENT BOND SR UNSECURED 06/34 2.8	2.29%	Bonds	Thailand
8 MEXICAN BONOS BONDS 05/31 7.75	2.16%	Bonds	Mexico
9 EGYPT GOVERNMENT BOND BONDS 08/27 25.318	2.03%	Bonds	Egypt
10 COLOMBIAN TES BONDS 10/34 7.25	2.01%	Bonds	Colombia


## Asset Allocation



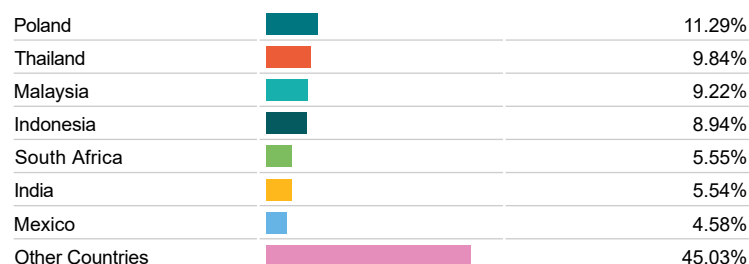
## Regional Allocation



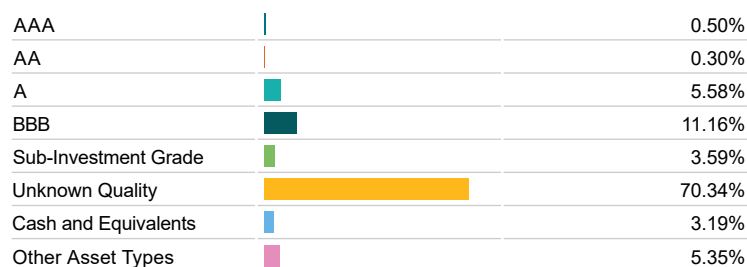
## Bond Sector Breakdown



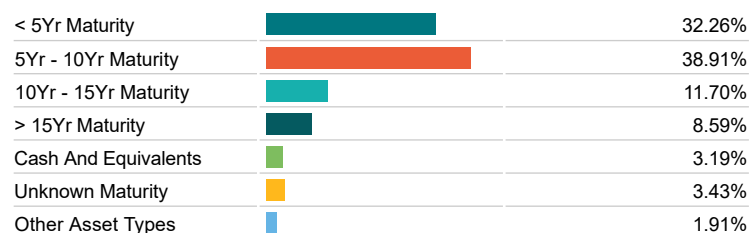
## Top Country Breakdown



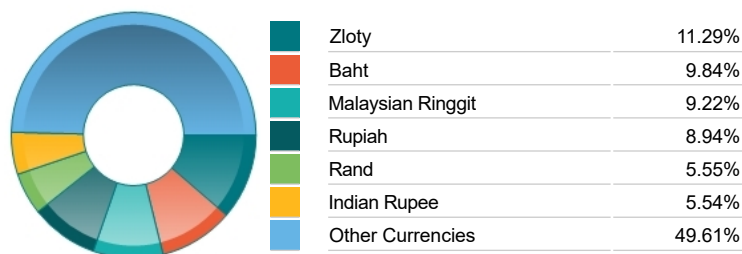
## Fixed Interest Quality Profile



## Fixed Interest Maturity Profile



## Fixed Interest Currencies



## Important Information

- The Industry Classification Benchmark is a product of FTSE International Limited and has been licensed for use.
- "Prudential" is a trading name of The Prudential Assurance Company Limited, which is registered in England and Wales. Registered office at 10 Fenchurch Avenue, London EC3M5AG. Registered number 15454. Authorised by the Prudential Regulation Authority and regulated by the Financial Conduct Authority and the Prudential Regulation Authority.