

Benchmark

Benchmark	FTSE All Share Index
Benchmark Category	Target
IA Sector	UK All Companies

Identification Codes

Sedol Code	BDZRJ10
Mex Code	-
Isin Code	GB00BDZRJ101
Citi Code	JRQI

Fund Overview

Mid (08/10/2025)	£2.49
Historic yield	3.37%
Fund size (31/08/2025)	£521.78m
Number of holdings	43
Ongoing Charges	0.70%
Launch date	31/10/2013

Fund Charges

Entry Charge	5.00%
Ongoing Charges	0.70%

Fund Background

Valuation frequency	Daily
Valuation point	12:00
Fund type	OEIC
Launch price	£1.00
Fund currency	Pound Sterling
Fund domicile	United Kingdom
ISA allowable	Yes
SIPP allowable	Yes

Dealing

Minimum Investment	£50000000
Minimum Top Up	£0
Minimum Regular Saving	-
Settlement Period: Buy	3 days
Settlement Period: Sell	3 days
Pricing Basis	Forward
Dealing Decimals	3

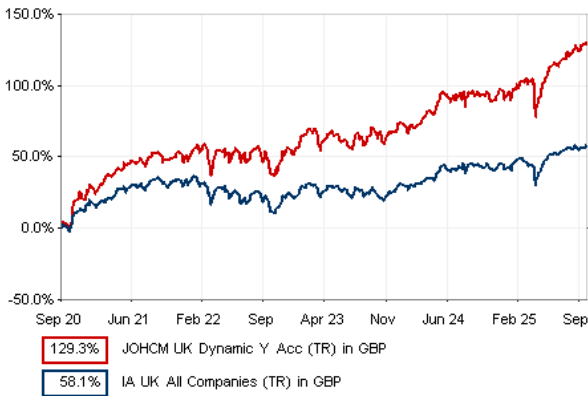
Distribution Dates

Ex dividend date(s)	Income payment date(s)
31 December	28 February
30 June	28 August

Aims

The Sub-fund's investment objective is to achieve capital growth over a rolling seven to ten year period as well as providing income. The Subfund's target is to have a return greater than the FTSE All-Share Total Return index (12pm adjusted), which is used in the calculation of performance fees.

Performance



Discrete performance - to last month end

	30/09/20 to 30/09/21	30/09/21 to 30/09/22	30/09/22 to 30/09/23	30/09/23 to 30/09/24	30/09/24 to 30/09/25
Fund	49.4%	-8.0%	22.4%	15.6%	18.0%
Sector	32.4%	-15.3%	12.8%	14.2%	9.6%
Rank	19/202	76/206	6/210	59/211	17/214
Quartile	1	2	1	2	1

Annualised performance

	3 Years to 30/09/25	5 Years to 30/09/25	10 Years to 30/09/25
Fund	18.6%	18.1%	9.1%
Sector	12.2%	9.6%	6.3%
Rank	9/210	8/202	10/176
Quartile	1	1	1

Fund Managers



Name: Vishal Bhatia Mark Costar
Manager for: 1 years, 5 months 1 years, 5 months

Ratings

FE Crown



Group Details

Group name	J O Hambro Capital Management Ltd
Group address	Level 3 1 St James's Market London SW1Y 4AH
Group telephone	020 7747 5678
Dealing telephone	020 7747 5646
Email	info@johcm.co.uk
Homepage	www.johcm.co.uk
Fax number	020 7747 5647


Important Information

- Source of portfolio data: Broadridge. Source of performance data: FE fundinfo. We can't predict the future. Past performance isn't a guide to future performance. The figures shown are intended only to demonstrate performance history of the fund, after allowing for the impact of ongoing charges, but take no account of product charges. Ongoing charges may vary in the future and may be higher than they are now. Fund performance is based upon the movement of the daily price and is shown as total return in GBP with income reinvested. The value of your investment can go down as well as up so you might get back less than you put in.
- This factsheet is for information purposes only. If there is information or terminology included that you would like to discuss, then please contact an adviser. Investors should refer to their policy documentation and supporting brochures for fund availability, investment strategy, any product information and charges. Every care has been taken in populating this output, however it must be appreciated that neither Broadridge, Prudential nor their sources guarantee the accuracy, adequacy or completeness of this information or make any warranties regarding results from its usage.


Top 10 Holdings

Name	% Weight	Sector	Country
1 JOHNSON MATTHEY	6.23%	Chemicals	United Kingdom
2 GSK	5.99%	Pharmaceuticals & Biotechnology	United Kingdom
3 ROLLS-ROYCE HOLDINGS	5.26%	Aerospace & Defence	United Kingdom
4 STANDARD CHARTERED	4.32%	Banks	United Kingdom
5 BP P.L.C.	4.13%	Non-Renewable Energy	United Kingdom
6 UNILEVER	4.06%	Personal Care, Drug & Grocery Stores	United Kingdom
7 BARCLAYS	3.93%	Banks	United Kingdom
8 WPP	3.60%	Media	United Kingdom
9 SHELL	3.56%	Non-Renewable Energy	United Kingdom
10 SMITH & NEPHEW	3.49%	Medical Equipment & Services	United Kingdom

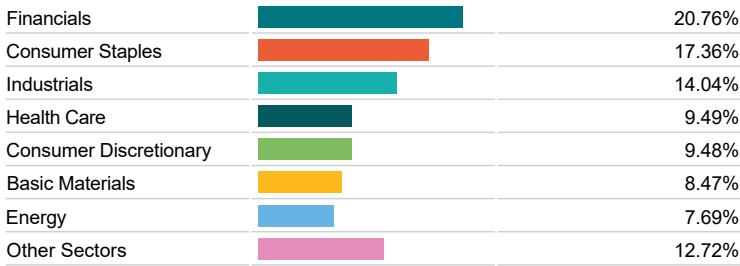
Asset Allocation




Regional Allocation



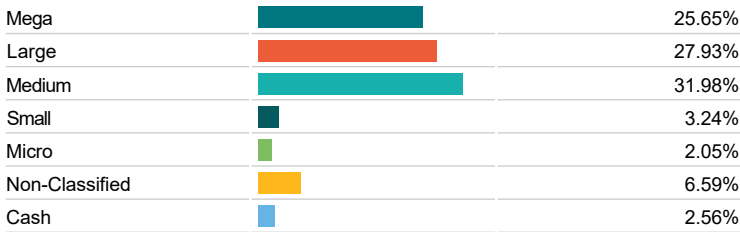
Equity Sector Breakdown



Top Country Breakdown



Breakdown By Market Cap (%)



Important Information

- The Industry Classification Benchmark is a product of FTSE International Limited and has been licensed for use.
- "Prudential" is a trading name of The Prudential Assurance Company Limited, which is registered in England and Wales. Registered office at 10 Fenchurch Avenue, London EC3M 5AG. Registered number 15454. Authorised by the Prudential Regulation Authority and regulated by the Financial Conduct Authority and the Prudential Regulation Authority.