

Benchmark

Benchmark	No Benchmark
ABI Sector	Sterling Strategic Bond

Identification Codes

Sedol Code	B3QJJF9
Mex Code	PUHDPF
Isin Code	GB00B3QJJF99
Citi Code	FLU5

Fund Overview

Bid (04/03/2022)	216.00
Offer (04/03/2022)	227.30
Fund size (31/07/2022)	£0.01m
Underlying Fund size	£344.22m
Number of holdings	4962
Launch date	13/07/2009

Fund Charges

Annual Management Charge (AMC)	1.60%
Further Costs	0.00%
Yearly Total	1.60%

Aims

Objective: The investment strategy of the fund is to purchase units in the Janus Henderson Fixed Interest Monthly Income Fund - the underlying fund.

Underlying Fund Objective: The fund aims to provide a high income. Performance target: To outperform the IA Sterling Strategic Bond sector average, after the deduction of charges, over any 5 year period. The fund invests at least 80% of its assets in a global portfolio of bonds of any quality, including high yield (non-investment grade) bonds, issued by governments, companies or any other type of issuer. Where investments are made in assets in currencies other than sterling, the fund will seek to hedge at least 80% of those assets back to sterling to largely remove the risk of currency exchange rate movements. In certain market conditions, the fund may invest more than 35% of its assets in government bonds issued by any one body. The fund may also hold other assets including preference shares, Collective Investment Schemes (including those managed by Janus Henderson), cash and money market instruments.

The investment manager may use derivatives (complex financial instruments), including total return swaps, with the aim of making investment gains in line with the fund's objective, to reduce risk or to manage the fund more efficiently. The fund is actively managed with reference to the IA Sterling Strategic Bond sector average, which is based on a peer group of broadly similar funds, as this forms the basis of the fund's performance target. The investment manager has complete freedom to choose individual investments for the fund and to vary allocations between different types of bonds.

Performance

No data available! Please enter a valid code!

Fund Managers



Name:	Rebecca Young	Jenna Barnard	John Pattullo
Manager of the underlying fund for:	10 years, 2 months	10 years, 6 months	18 years, 3 months

Ratings

FE Crown



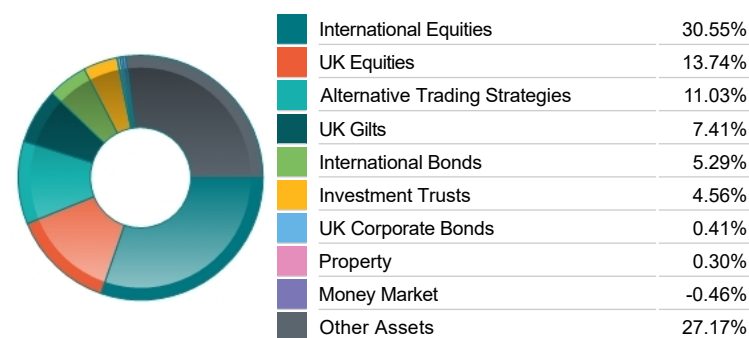
Important Information

- Because of changes in exchange rates the value of your investment, as well as any money you take from it, can go down as well as up.
- Some funds may invest in 'underlying' funds or other investment vehicles. The performance of our fund, compared to what it's invested in won't be exactly the same. That can be due to additional charges, cash management (needed to help people to enter and leave our fund when they want), tax and the timing of investments (this is known as a fund's dealing cycle, it varies between managers and can be several days).
- Source of portfolio data: Broadridge. Source of performance data: FE fundinfo. We can't predict the future. Past performance isn't a guide to future performance. The figures shown are intended only to demonstrate performance history of the fund, after allowing for the impact of fund charges and further costs, but take no account of product charges, or any Annual Management Charge paid for by the deduction of units. Charges and further costs may vary in the future and may be higher than they are now. Fund performance is based upon the movement of the daily price and is shown as total return in GBP with gross income reinvested. The value of your investment can go down as well as up so you might get back less than you put in.
- This factsheet is for information purposes only. If there is information or terminology included that you would like to discuss, then please contact an adviser. Investors should refer to their policy documentation and supporting brochures for fund availability, investment strategy, any product information and charges. Every care has been taken in populating this output, however it must be appreciated that neither Broadridge, Prudential nor their sources guarantee the accuracy, adequacy or completeness of this information or make any warranties regarding results from its usage.

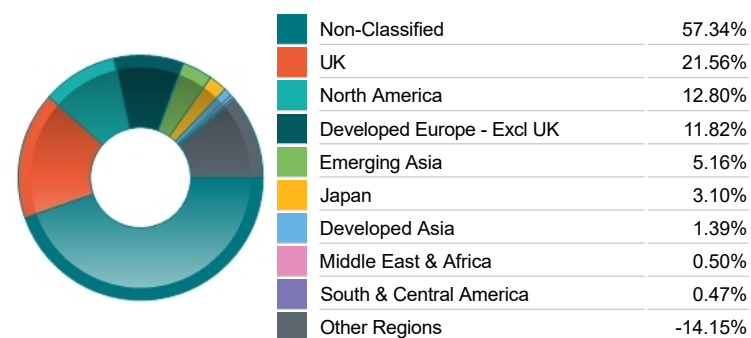
## Top 10 Holdings

Name	% Weight	Sector	Country
1 ICE FTSE 100 INDEX JUN22 (17/06/2022)	5.22%	Non-Classified	Non-Classified
2 ½% Treasury Gilt 2026	1.37%	Bonds	United Kingdom
3 ¾% Treasury Gilt 2029	1.36%	Bonds	United Kingdom
4 ¾% Green Gilt 2033	1.27%	Bonds	United Kingdom
5 EUX EURO STOXX 50 INDEX JUN22 (17/06/2022)	1.02%	Non-Classified	Non-Classified
6 1¾% Treasury Gilt 2049	0.99%	Bonds	United Kingdom
7 1¼% Treasury Gilt 2027	0.91%	Bonds	United Kingdom
8 1½ Treasury 2039	0.87%	Bonds	United Kingdom
9 RELX	0.84%	Media	United Kingdom
10 LONDON STOCK EXCHANGE GROUP	0.81%	Finance & Credit Services	United Kingdom

## Asset Allocation



## Regional Allocation



## Equity Sector Breakdown

Non-Classified	41.81%
Bonds	13.11%
Financials	11.25%
Alternative Trading Strategies	11.03%
Consumer Discretionary	7.13%
Industrials	6.26%
Technology	6.17%
Other Sectors	3.25%

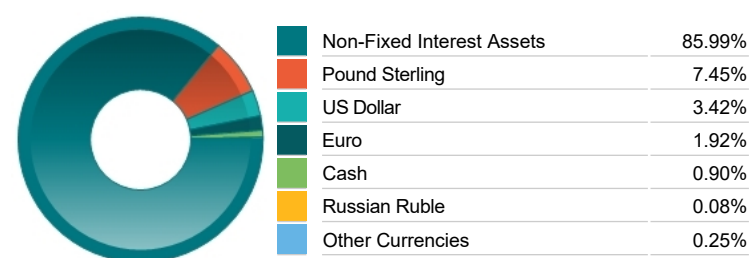
## Top Country Breakdown

Non-Classified	57.34%
United Kingdom	21.56%
United States	12.64%
Japan	3.10%
France	2.65%
Netherlands	2.46%
Switzerland	1.70%
Other Countries	-1.46%

## Breakdown By Market Cap (%)

Mega	23.38%
Large	11.15%
Medium	5.81%
Small	1.69%
Micro	0.08%
Non-Classified	59.75%
Bonds	13.11%
Cash	-14.97%

## Fixed Interest Currencies



## Important Information

- Because of changes in exchange rates the value of your investment, as well as any money you take from it, can go down as well as up.
- The Industry Classification Benchmark is a product of FTSE International Limited and has been licensed for use.
- "Prudential" is a trading name of The Prudential Assurance Company Limited, which is registered in England and Wales. Registered office at 10 Fenchurch Avenue, London EC3M 5AG. Registered number 15454. Authorised by the Prudential Regulation Authority and regulated by the Financial Conduct Authority and the Prudential Regulation Authority.