

Benchmark

Benchmark	Composite
Sector	ABI Unclassified

Identification Codes

Sedol Code	0779032
Mex Code	SBWPC
Isin Code	GB0007790321
Citi Code	SF85

Fund Overview

Mid (05/08/2022)	122.40
Number of holdings	573
Launch date	02/01/1997

Fund Charges

Annual Management Charge (AMC)	0.75%
Further Costs	0.01%
Yearly Total	0.76%

Aims

Objective: The investment strategy of the fund is to provide income with the potential for capital growth by investing in UK Equities and Corporate Bonds.

Performance




Discrete performance - to last month end

	31/07/17 to 31/07/18	31/07/18 to 31/07/19	31/07/19 to 31/07/20	31/07/20 to 31/07/21	31/07/21 to 31/07/22
Fund	-1.7%	-3.1%	-10.6%	10.7%	-6.8%

Annualised performance

	Annualised		
	3 Years to 31/07/22	5 Years to 31/07/22	10 Years to 31/07/22
Fund	-2.7%	-2.6%	0.2%

Fund Managers



Name: M&G Treasury & Investment Office
 Manager for: 7 years, 7 months

Ratings

FE Crown



Important Information

- Because of changes in exchange rates the value of your investment, as well as any money you take from it, can go down as well as up.
- Some funds may invest in 'underlying' funds or other investment vehicles. The performance of our fund, compared to what it's invested in won't be exactly the same. That can be due to additional charges, cash management (needed to help people to enter and leave our fund when they want), tax and the timing of investments (this is known as a fund's dealing cycle, it varies between managers and can be several days).
- Source of portfolio data: Broadridge. Source of performance data: FE fundinfo. We can't predict the future. Past performance isn't a guide to future performance. The figures shown are intended only to demonstrate performance history of the fund, after allowing for the impact of fund charges and further costs, but take no account of product charges, or any Annual Management Charge paid for by the deduction of units. Charges and further costs may vary in the future and may be higher than they are now. Fund performance is based upon the movement of the daily price and is shown as total return in GBP with net income reinvested. The value of your investment can go down as well as up so you might get back less than you put in.
- This factsheet is for information purposes only. If there is information or terminology included that you would like to discuss, then please contact an adviser. Investors should refer to their policy documentation and supporting brochures for fund availability, investment strategy, any product information and charges. Every care has been taken in populating this output, however it must be appreciated that neither Broadridge, Prudential nor their sources guarantee the accuracy, adequacy or completeness of this information or make any warranties regarding results from its usage.

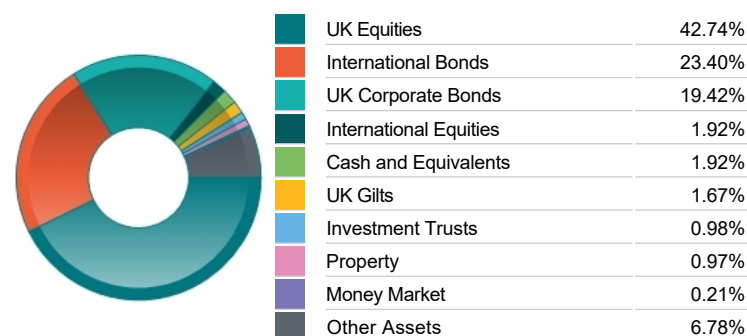
Top 10 Fund Holdings

Name	% Weight
1 M&G Dividend Class C GBP	49.79%
2 M&G (1) Sterling Investment Grade Corporate Bond Class Z2A GBP	48.80%
3 Notional Cash Offset (Z U2 FUTURE)	0.00%
4 FTSE 100 INDEX SEP 22	0.00%

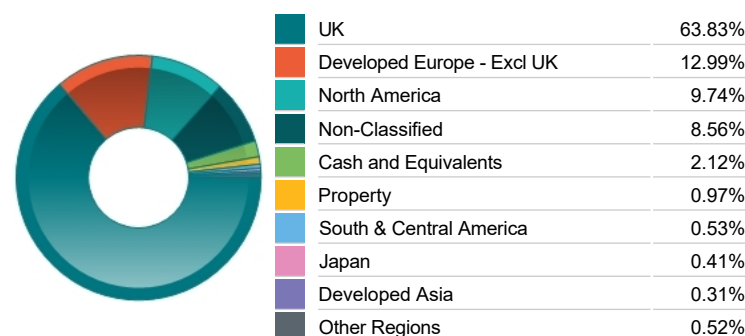
Top 10 Holdings

Name	% Weight
1 BP	3.34%
2 BRITISH AMERICAN TOBACCO	3.27%
3 GSK GBP ORD	2.84%
4 ASTRAZENECA	2.78%
5 RIO TINTO	2.12%
6 IMPERIAL BRANDS	2.10%
7 HSBC HOLDINGS	1.59%
8 SHELL	1.47%
9 LLOYDS BANKING GROUP	1.45%
10 NATIONAL GRID	1.34%

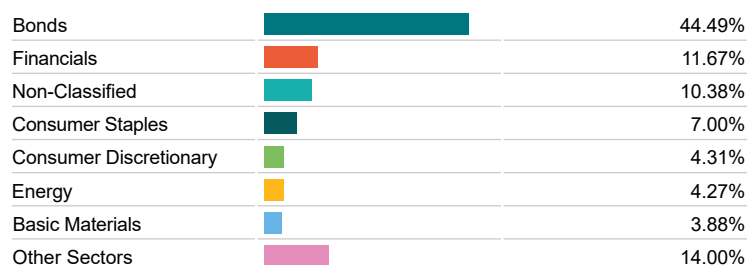
Asset Allocation



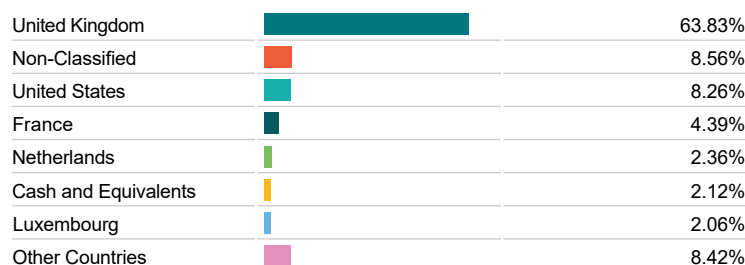
Regional Allocation



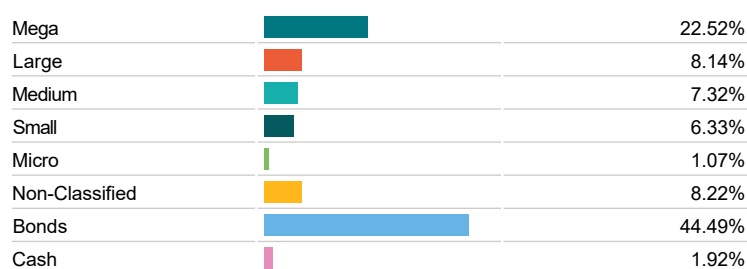
Sector Breakdown



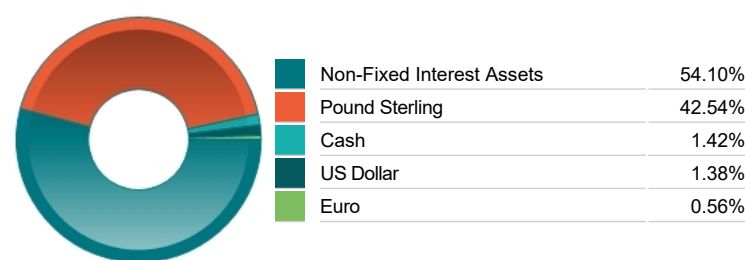
Top Country Breakdown



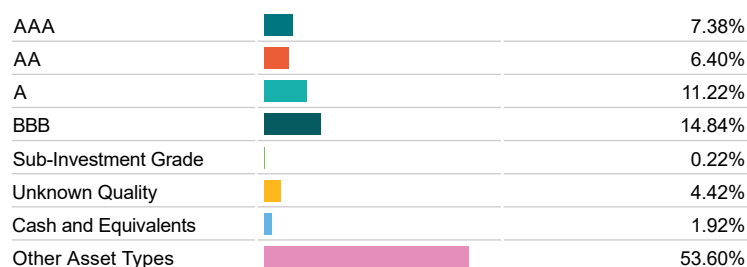
Breakdown By Market Cap (%)



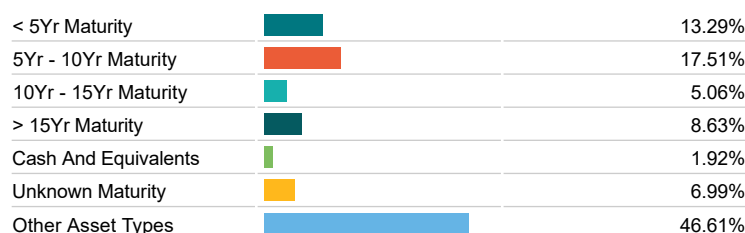
Fixed Interest Currencies



Fixed Interest Quality Profile



Fixed Interest Maturity Profile



Important Information

- Because of changes in exchange rates the value of your investment, as well as any money you take from it, can go down as well as up.
- The Industry Classification Benchmark is a product of FTSE International Limited and has been licensed for use.
- "Prudential" is a trading name of The Prudential Assurance Company Limited, which is registered in England and Wales. Registered office at 10 Fenchurch Avenue, London EC3M 5AG. Registered number 15454. Authorised by the Prudential Regulation Authority and regulated by the Financial Conduct Authority and the Prudential Regulation Authority.