

Benchmark

Benchmark	SustainableLife 40-50% Equity Composite Index in GBP
Benchmark Category	-
IA Sector	Mixed Investment 20-60% Shares

Identification Codes

Sedol Code	BMCQRZ3
Mex Code	-
Isin Code	GB00BMCQRZ38
Citi Code	VX7D

Fund Overview

Mid (02/04/2026)	£119.95
Historic yield	2.39%
Fund size (31/03/2025)	£110.22m
Number of holdings	582
Ongoing Charges	0.48%
Launch date	-

Fund Charges

Entry Charge	0.00%
Ongoing Charges	0.48%

Fund Background

Valuation frequency	-
Valuation point	-
Fund type	OEIC
Launch price	-
Fund currency	Pound Sterling
Fund domicile	United Kingdom
ISA allowable	Yes
SIPP allowable	Yes

Dealing

Minimum Investment	-
Minimum Top Up	-
Minimum Regular Saving	-
Settlement Period: Buy	2 days
Settlement Period: Sell	2 days
Pricing Basis	Forward
Dealing Decimals	-

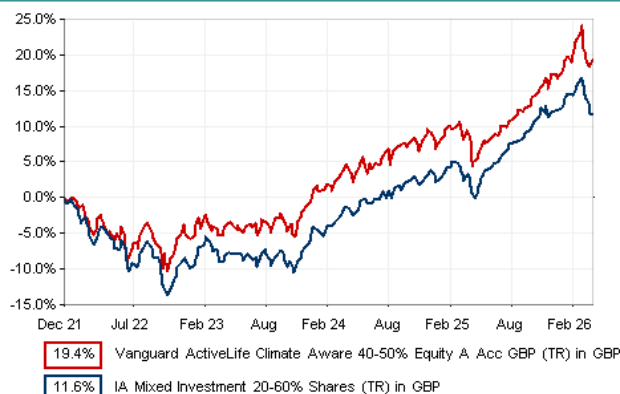
Distribution Dates

Ex dividend date(s)	Income payment date(s)
01 May	31 May

Aims

The Vanguard SustainableLife 40-50% Equity Fund (the Fund) seeks to provide an increase in the value of investments over the long-term (more than 5 years) together with some money paid out from those investments as income. The Fund aims to achieve this whilst selecting investments which meet certain sustainability criteria.

Performance



Discrete performance - to last month end

	31/03/21 to 31/03/22	31/03/22 to 31/03/23	31/03/23 to 31/03/24	31/03/24 to 31/03/25	31/03/25 to 31/03/26
Fund	n/a	-1.1%	9.1%	3.9%	9.6%
Sector	2.7%	-4.8%	7.7%	3.7%	8.9%
Rank	n/a	10/165	47/172	80/185	75/192
Quartile	n/a	1	2	2	2

Annualised performance

	Annualised		
	3 Years to 31/03/26	5 Years to 31/03/26	10 Years to 31/03/26
Fund	7.5%	n/a	n/a
Sector	6.7%	3.5%	4.5%
Rank	56/172	n/a	n/a
Quartile	2	n/a	n/a

Ratings

FE Crown



Group Details

Group name	Vanguard Investments UK Limited
Group address	50 Cannon Street London EC4N 6JJ
Group telephone	0800 917 5508
Dealing telephone	-
Email	european_client_services@vanguard.co.uk
Homepage	www.vanguard.co.uk
Fax number	-

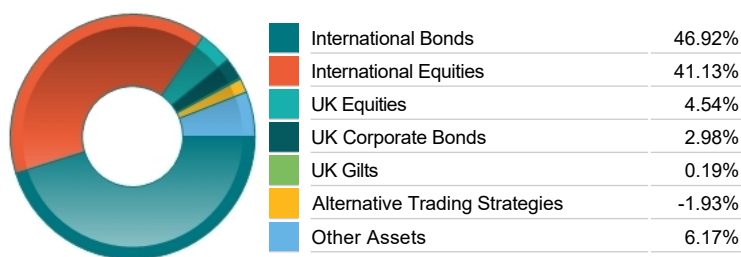
Important Information

- Source of portfolio data: Broadridge. Source of performance data: FE fundinfo. We can't predict the future. Past performance isn't a guide to future performance. The figures shown are intended only to demonstrate performance history of the fund, after allowing for the impact of ongoing charges, but take no account of product charges. Ongoing charges may vary in the future and may be higher than they are now. Fund performance is based upon the movement of the daily price and is shown as total return in GBP with income reinvested. The value of your investment can go down as well as up so you might get back less than you put in.
- This factsheet is for information purposes only. If there is information or terminology included that you would like to discuss, then please contact an adviser. Investors should refer to their policy documentation and supporting brochures for fund availability, investment strategy, any product information and charges. Every care has been taken in populating this output, however it must be appreciated that neither Broadridge, Prudential nor their sources guarantee the accuracy, adequacy or completeness of this information or make any warranties regarding results from its usage

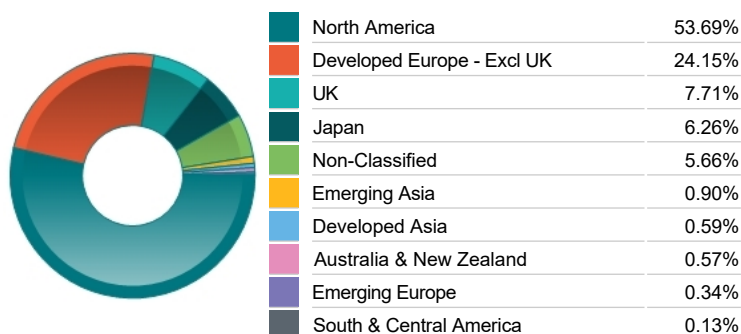
Top 10 Holdings

Name	% Weight	Sector	Country
1 Bundesschatzanweisungen	2.47%	Bonds	Germany
2 Bundesrepublik Deutschland Bundesanleihe	1.27%	Bonds	Germany
3 JOHNSON & JOHNSON	1.20%	Pharmaceuticals & Biotechnology	United States
4 TOTAL SE	1.05%	Non-Renewable Energy	France
5 Bundesobligation	1.04%	Bonds	Germany
6 DUKE ENERGY CORPORATION	1.03%	Gas, Water & Multi-utilities	United States
7 NOVARTIS AG	1.00%	Pharmaceuticals & Biotechnology	Switzerland
8 ACCENTURE	0.98%	Industrial Support Services	Ireland
9 UNILEVER	0.95%	Personal Care, Drug & Grocery Stores	United Kingdom
10 UNITEDHEALTH GROUP INCORPORATED	0.93%	Health Care Providers	United States

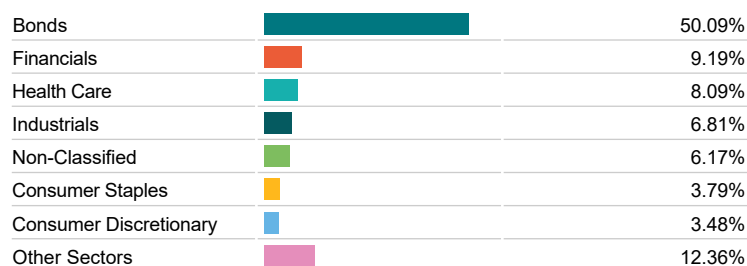
Asset Allocation



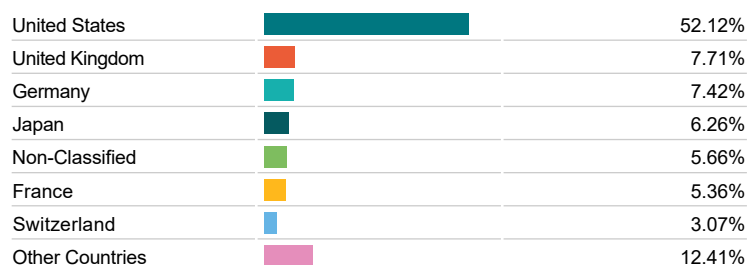
Regional Allocation



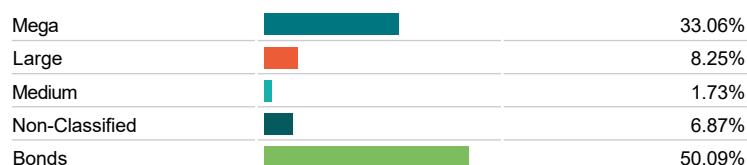
Bond Sector Breakdown



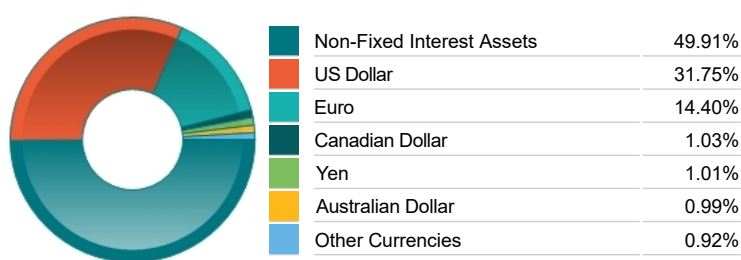
Top Country Breakdown



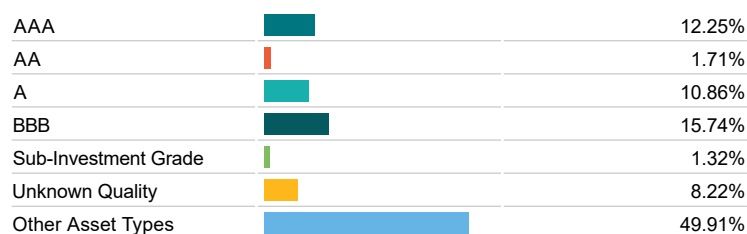
Breakdown By Market Cap (%)



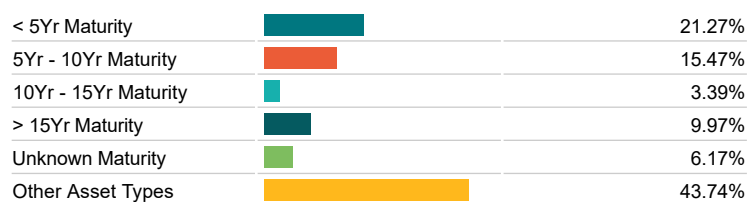
Fixed Interest Currencies



Fixed Interest Quality Profile



Fixed Interest Maturity Profile



Important Information

- The Industry Classification Benchmark is a product of FTSE International Limited and has been licensed for use.
- "Prudential" is a trading name of The Prudential Assurance Company Limited, which is registered in England and Wales. Registered office at 10 Fenchurch Avenue, London EC3M5AG. Registered number 15454. Authorised by the Prudential Regulation Authority and regulated by the Financial Conduct Authority and the Prudential Regulation Authority.