

Benchmark

Benchmark	MSCI World
Benchmark Category	-
IA Sector	Volatility Managed

Identification Codes

Sedol Code	B575W95
Mex Code	STMARK
Isin Code	GB00B575W950
Citi Code	KRC7

Fund Overview

Mid (11/07/2025)	86.12p
Historic yield	-
Fund size (30/06/2025)	£238.22m
Number of holdings	21700
Ongoing Charges	0.08%
Launch date	09/09/2010

Fund Charges

Entry Charge	0.00%
Ongoing Charges	0.08%

Fund Background

Valuation frequency	Daily
Valuation point	12:00
Fund type	OEIC
Launch price	£10.00
Fund currency	Pound Sterling
Fund domicile	United Kingdom
ISA allowable	Yes
SIPP allowable	Yes

Dealing

Minimum Investment	£500000000
Minimum Top Up	£50000
Minimum Regular Saving	-
Settlement Period: Buy	3 days
Settlement Period: Sell	3 days
Pricing Basis	Forward
Dealing Decimals	3

Distribution Dates

Ex dividend date(s)	Income payment date(s)
01 July	31 October

Aims

To generate growth over the long term (5 years or more) while being managed to a defined level of risk. The fund is part of the MyFolio Market range, which offers five funds with different expected combinations of investment risk and return. The fund is risk level I, which aims to be the lowest risk fund in this range. Risk Target: The defined level of risk referred to above that the management team is targeting is within the range of 20-40% of world stock markets (represented by the MSCI World Index), over 10 years. There is no certainty or promise that this target will be achieved. The Risk Target has been chosen as it represents a risk range which is appropriate for the fund.

Performance

No data available! Please enter a valid code!

Fund Managers



Name: Daniel Reynolds Justin Jones
Manager for: 4 years, 3 months 4 years, 3 months

Ratings

FE Crown



Group Details

Group name	abrdn OEIC
Group address	Aberdeen Standard Fund Managers Limited PO BOX 12233 Chelmsford CM99 2EE
Group telephone	0800 33 33 53
Dealing telephone	0800 33 33 53
Email	investments_marketline@standardlife.com
Homepage	www.aberdeenstandard.com
Fax number	0131 525 9720

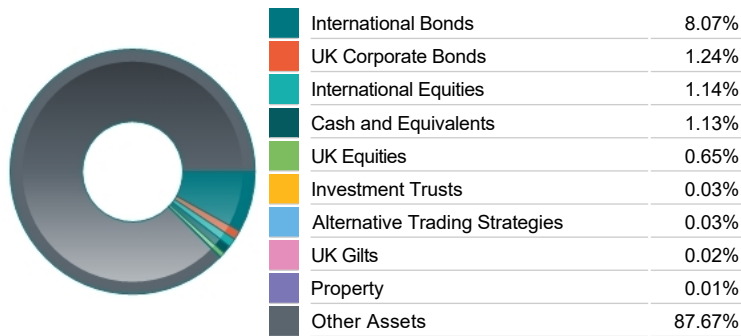
Important Information

- Source of portfolio data: Broadridge. Source of performance data: FE fundinfo. We can't predict the future. Past performance isn't a guide to future performance. The figures shown are intended only to demonstrate performance history of the fund, after allowing for the impact of ongoing charges, but take no account of product charges. Ongoing charges may vary in the future and may be higher than they are now. Fund performance is based upon the movement of the daily price and is shown as total return in GBP with income reinvested. The value of your investment can go down as well as up so you might get back less than you put in.
- This factsheet is for information purposes only. If there is information or terminology included that you would like to discuss, then please contact an adviser. Investors should refer to their policy documentation and supporting brochures for fund availability, investment strategy, any product information and charges. Every care has been taken in populating this output, however it must be appreciated that neither Broadridge, Prudential nor their sources guarantee the accuracy, adequacy or completeness of this information or make any warranties regarding results from its usage

Top 10 Fund Holdings

Name	% Weight
1 abrdn Global Government Bond Tracker Fund X Acc	20.35%
2 abrdn Global Inflation-Linked Bond Tracker Fund X Acc	10.31%
3 abrdn Global Corporate Bond Screened Tracker Fund Class X Acc	9.55%
4 abrdn Sterling Corporate Bond Tracker Fund X Acc	8.42%
5 abrdn Short Dated Global Inflation-Linked Bond Tracker Fund X Acc	7.11%
6 abrdn American Equity Tracker Fund	6.31%
7 Vanguard Global Corporate Bond Index Institutional Plus Hedged	5.09%
8 abrdn Short Dated Sterling Corporate Bond Tracker Fund X Acc	5.01%
9 abrdn OEIC abrdn UK All Share Tracker Class X	4.66%
10 abrdn Short Dated Global Corporate Bond Tracker Fund X Acc	3.62%

Asset Allocation



Sector Breakdown

Non-Classified		87.68%
Bonds		9.34%
Cash and Equivalents		1.13%
Financials		0.43%
Industrials		0.29%
Consumer Discretionary		0.22%
Technology		0.19%
Other Sectors		0.73%

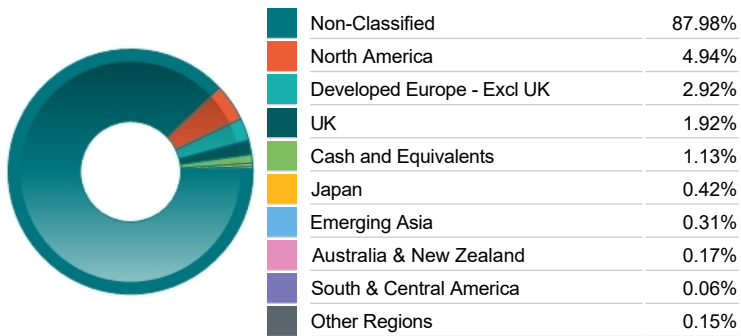
Fixed Interest Quality Profile

AAA		0.73%
AA		0.68%
A		3.04%
BBB		3.06%
Sub-Investment Grade		0.53%
Unknown Quality		1.30%
Cash and Equivalents		1.13%
Other Asset Types		89.54%

Top 10 Holdings

Name	% Weight
1 ASTRAZENECA	0.05%
2 HSBC HOLDINGS	0.04%
3 SHELL	0.04%
4 UNILEVER	0.03%
5 TAIWAN SEMICONDUCTOR MANUFACTURING COMPANY LIMITED	0.03%
6 RELX	0.02%
7 HSBC HLDGS. F2V	0.02%
8 BARCLAYS 3.25%	0.02%
9 HSBC Holdings plc	0.02%
10 BP Capital Markets plc	0.02%

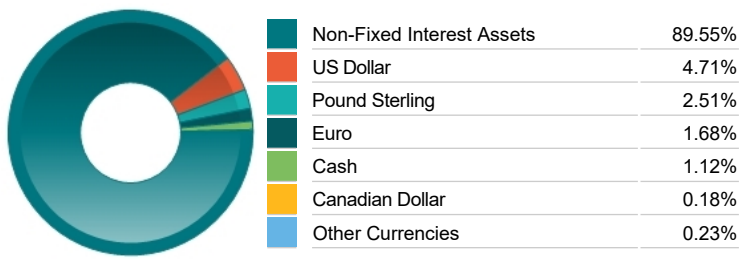
Regional Allocation



Top Country Breakdown

Non-Classified		87.98%
United States		4.56%
United Kingdom		1.92%
Cash and Equivalents		1.13%
France		0.75%
Netherlands		0.53%
Japan		0.42%
Other Countries		2.70%

Fixed Interest Currencies



Fixed Interest Maturity Profile

< 5Yr Maturity		6.01%
5Yr - 10Yr Maturity		1.96%
10Yr - 15Yr Maturity		0.31%
> 15Yr Maturity		1.05%
Cash And Equivalents		1.13%
Unknown Maturity		0.17%
Other Asset Types		89.36%

Important Information

- The Industry Classification Benchmark is a product of FTSE International Limited and has been licensed for use.
- "Prudential" is a trading name of The Prudential Assurance Company Limited, which is registered in England and Wales. Registered office at 10 Fenchurch Avenue, London EC3M5AG. Registered number 15454. Authorised by the Prudential Regulation Authority and regulated by the Financial Conduct Authority and the Prudential Regulation Authority.