

Benchmark

Benchmark	FTSE All-Share Index TR
Benchmark Category	-
IA Sector	UK All Companies

Identification Codes

Sedol Code	B2PLJQ0
Mex Code	PKSSIA
Isin Code	GB00B2PLJQ03
Citi Code	BUH8

Fund Overview

Mid (09/04/2026)	1142.29p
Historic yield	2.12%
Fund size (31/12/2025)	£648.59m
Number of holdings	45
Ongoing Charges	0.86%
Launch date	07/03/2008

Fund Charges

Entry Charge	0.00%
Ongoing Charges	0.86%

Fund Background

Valuation frequency	Daily
Valuation point	12:00
Fund type	Unit Trust
Launch price	100.00p
Fund currency	Pound Sterling
Fund domicile	United Kingdom
ISA allowable	Yes
SIPP allowable	Yes

Dealing

Minimum Investment	£10000
Minimum Top Up	£250
Minimum Regular Saving	-
Settlement Period: Buy	4 days
Settlement Period: Sell	4 days
Pricing Basis	Forward
Dealing Decimals	-

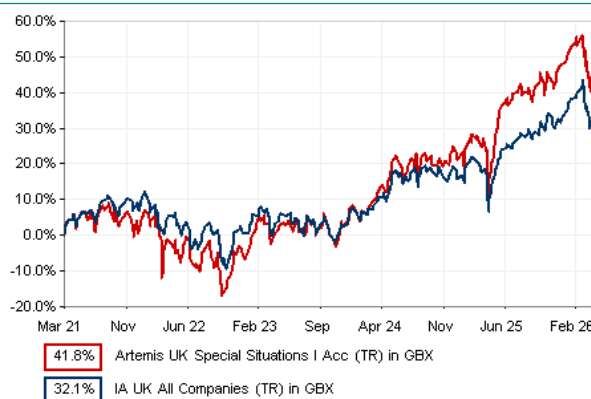
Distribution Dates

Ex dividend date(s)	Income payment date(s)
02 January	29 February

Aims

To grow capital over a five year period.

Performance




Discrete performance - to last month end

	31/03/21 to 31/03/22	31/03/22 to 31/03/23	31/03/23 to 31/03/24	31/03/24 to 31/03/25	31/03/25 to 31/03/26
Fund	-1.4%	2.1%	13.1%	7.9%	15.5%
Sector	5.4%	-1.9%	7.6%	5.1%	12.9%
Rank	162/193	79/198	17/200	84/201	95/207
Quartile	4	2	1	2	2

Annualised performance

	Annualised		
	3 Years to 31/03/26	5 Years to 31/03/26	10 Years to 31/03/26
Fund	12.1%	7.2%	7.2%
Sector	8.5%	5.7%	6.3%
Rank	66/199	89/192	73/172
Quartile	2	2	2

Fund Managers



Name: Andy Gray Henry Flockhart
 Manager for: 12 years, 3 months 3 years, 8 months

Ratings

FE Crown



Group Details

Group name	Artemis Fund Managers Limited
Group address	Cassini House 57 St James's Street SW1A 1LD
Group telephone	0800 092 2051
Dealing telephone	0800 092 2090
Email	investorsupport@artemisfunds.com;
Homepage	www.artemisfunds.co.uk
Fax number	020 7399 6497

Important Information

- Source of portfolio data: Broadridge. Source of performance data: FE fundinfo. We can't predict the future. Past performance isn't a guide to future performance. The figures shown are intended only to demonstrate performance history of the fund, after allowing for the impact of ongoing charges, but take no account of product charges. Ongoing charges may vary in the future and may be higher than they are now. Fund performance is based upon the movement of the daily price and is shown as total return in GBP with income reinvested. The value of your investment can go down as well as up so you might get back less than you put in.
- This factsheet is for information purposes only. If there is information or terminology included that you would like to discuss, then please contact an adviser. Investors should refer to their policy documentation and supporting brochures for fund availability, investment strategy, any product information and charges. Every care has been taken in populating this output, however it must be appreciated that neither Broadridge, Prudential nor their sources guarantee the accuracy, adequacy or completeness of this information or make any warranties regarding results from its usage.

Top 10 Holdings

Name	% Weight	Sector	Country
1 BARCLAYS	5.15%	Banks	United Kingdom
2 ICG	4.68%	Investment Banking & Brokerage Services	United Kingdom
3 SHELL	4.67%	Non-Renewable Energy	United Kingdom
4 STANDARD CHARTERED	4.29%	Banks	United Kingdom
5 ENTAIN	4.01%	Travel & Leisure	United Kingdom
6 IG GROUP HOLDINGS	3.98%	Investment Banking & Brokerage Services	United Kingdom
7 AVIVA	3.77%	Life Insurance	United Kingdom
8 GSK	3.66%	Pharmaceuticals & Biotechnology	United Kingdom
9 GRAFTON GROUP	3.52%	Industrial Support Services	Ireland
10 UNILEVER	3.31%	Personal Care, Drug & Grocery Stores	United Kingdom

Asset Allocation



Regional Allocation



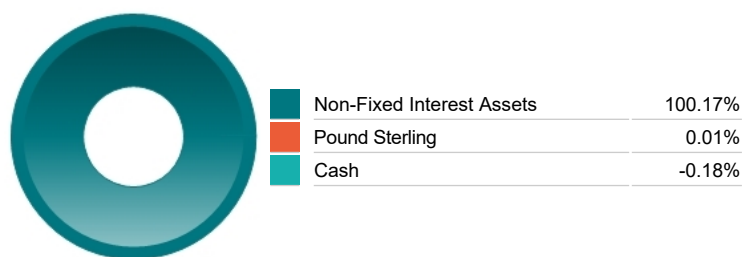
Equity Sector Breakdown

Financials	31.09%
Consumer Discretionary	27.85%
Industrials	19.28%
Energy	6.53%
Consumer Staples	6.01%
Basic Materials	4.76%
Health Care	3.66%
Technology	0.83%

Top Country Breakdown

United Kingdom	96.48%
Ireland	3.52%

Fixed Interest Currencies



Breakdown By Market Cap (%)

Mega	12.83%
Large	24.62%
Medium	29.62%
Small	16.65%
Micro	0.83%
Non-Classified	15.46%

Important Information

- The Industry Classification Benchmark is a product of FTSE International Limited and has been licensed for use.
- "Prudential" is a trading name of The Prudential Assurance Company Limited, which is registered in England and Wales. Registered office at 10 Fenchurch Avenue, London EC3M 5AG. Registered number 15454. Authorised by the Prudential Regulation Authority and regulated by the Financial Conduct Authority and the Prudential Regulation Authority.