

Benchmark

Benchmark	IA UK All Companies Sector
Sector	ABI UK All Companies

Identification Codes

Sedol Code	BDQYM00
Mex Code	PULOOK
Isin Code	GB00BDQYM001
Citi Code	P9RX

Fund Overview

Bid (19/11/2021)	103.90
Offer (19/11/2021)	109.40
Fund size (31/10/2021)	£0.90m
Underlying Fund size	£1234.87m
Number of holdings	45
Launch date	10/07/2018

Fund Charges

Annual Management Charge (AMC)	1.80%
Further Costs	0.00%
Yearly Total	1.80%

Aims

Objective: The investment strategy of the fund is to purchase units in the Invesco UK Opportunities Fund (UK) - the underlying fund.

Underlying Fund Objective: The fund aims to achieve long-term (5 years plus) capital growth. The fund invests at least 80% of its assets in shares or other equity related securities of companies incorporated, domiciled or carrying out the main part of their economic activity in the UK.

Performance

No data available! Please enter a valid code!

Fund Managers



Name:

Bethany Shard

Manager of the underlying fund for:

1 years



Martin Walker

15 years, 10 months


Important Information

- Because of changes in exchange rates the value of your investment, as well as any money you take from it, can go down as well as up.
- Some funds may invest in 'underlying' funds or other investment vehicles. The performance of our fund, compared to what it's invested in won't be exactly the same. That can be due to additional charges, cash management (needed to help people to enter and leave our fund when they want), tax and the timing of investments (this is known as a fund's dealing cycle, it varies between managers and can be several days).
- Source of portfolio data: Broadridge. Source of performance data: FE fundinfo. We can't predict the future. Past performance isn't a guide to future performance. The figures shown are intended only to demonstrate performance history of the fund, after allowing for the impact of fund charges and further costs, but take no account of product charges, or any Annual Management Charge paid for by the deduction of units. Charges and further costs may vary in the future and may be higher than they are now. Fund performance is based upon the movement of the daily price and is shown as total return in GBP with gross income reinvested. The value of your investment can go down as well as up so you might get back less than you put in.
- This factsheet is for information purposes only. If there is information or terminology included that you would like to discuss, then please contact an adviser. Investors should refer to their policy documentation and supporting brochures for fund availability, investment strategy, any product information and charges. Every care has been taken in populating this output, however it must be appreciated that neither Broadridge, Prudential nor their sources guarantee the accuracy, adequacy or completeness of this information or make any warranties regarding results from its usage.

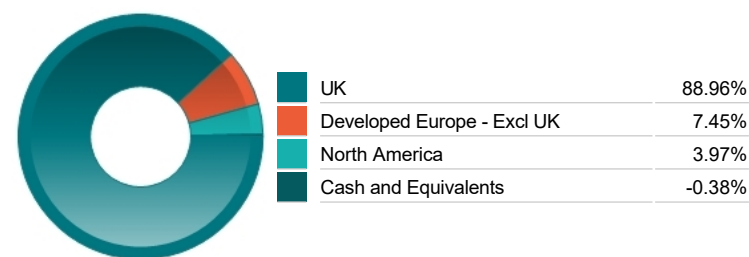
Top 10 Holdings

Name	% Weight	Sector	Country
1 SHELL	6.36%	Non-Renewable Energy	United Kingdom
2 BP	6.17%	Non-Renewable Energy	United Kingdom
3 ASTRAZENECA	4.69%	Pharmaceuticals & Biotechnology	United Kingdom
4 UNILEVER	3.85%	Personal Care, Drug & Grocery Stores	United Kingdom
5 IMPERIAL BRANDS	3.76%	Tobacco	United Kingdom
6 SANOFI	3.65%	Pharmaceuticals & Biotechnology	France
7 GSK	3.41%	Pharmaceuticals & Biotechnology	United Kingdom
8 SSE	3.25%	Electricity	United Kingdom
9 ROYAL BANK OF SCOTLAND GROUP	3.21%	Banks	United Kingdom
10 LLOYDS BANKING GROUP	3.08%	Banks	United Kingdom

Asset Allocation



Regional Allocation



Equity Sector Breakdown

Consumer Staples	18.56%
Energy	15.07%
Financials	14.64%
Health Care	14.52%
Industrials	11.51%
Utilities	11.34%
Basic Materials	8.55%
Other Sectors	5.81%

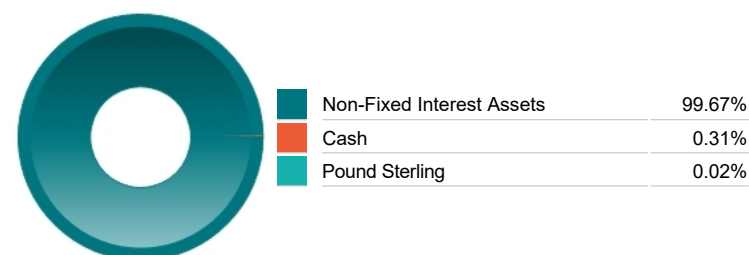
Top Country Breakdown

United Kingdom	88.96%
France	6.19%
Canada	3.97%
Ireland	1.26%
Cash and Equivalents	-0.38%

Breakdown By Market Cap (%)

Mega	48.61%
Large	17.31%
Medium	21.08%
Small	1.24%
Non-Classified	12.14%
Cash	-0.38%

Fixed Interest Currencies



Important Information

- Because of changes in exchange rates the value of your investment, as well as any money you take from it, can go down as well as up.
- The Industry Classification Benchmark is a product of FTSE International Limited and has been licensed for use.
- "Prudential" is a trading name of The Prudential Assurance Company Limited, which is registered in England and Wales. Registered office at 10 Fenchurch Avenue, London EC3M 5AG. Registered number 15454. Authorised by the Prudential Regulation Authority and regulated by the Financial Conduct Authority and the Prudential Regulation Authority.