

## Benchmark

Benchmark	ICE BofA Sterling Non-Gilt Index
Benchmark Category	-
IA Sector	£ Corporate Bond

## Identification Codes

Sedol Code	B743QK5
Mex Code	RWCB
Isin Code	GB00B743QK57
Citi Code	OVNF

## Fund Overview

Mid (02/04/2026)	51.07p
Distribution yield	4.16%
Underlying yield	-
Fund size (28/02/2026)	£303.26m
Number of holdings	326
Ongoing Charges	0.49%
Launch date	17/09/2012

## Fund Charges

Entry Charge	0.00%
Ongoing Charges	0.49%

## Fund Background

Valuation frequency	Daily
Valuation point	12:00
Fund type	Unit Trust
Launch price	£0.50
Fund currency	Pound Sterling
Fund domicile	United Kingdom
ISA allowable	Yes
SIPP allowable	Yes

## Dealing

Minimum Investment	£5000000
Minimum Top Up	£50000
Minimum Regular Saving	-
Settlement Period: Buy	3 days
Settlement Period: Sell	3 days
Pricing Basis	Forward
Dealing Decimals	2

## Distribution Dates

Ex dividend date(s)	Income payment date(s)
01 December	31 January
01 March	27 March
01 June	31 July
01 September	31 October

## Aims

The Fund objective is to provide income with the prospect of capital growth, in order to achieve a return, net of fees, higher than the IA £ Corporate Bond Sector average over the long term (at least five years).

## Performance



## Discrete performance - to last month end

	31/03/21 to 31/03/22	31/03/22 to 31/03/23	31/03/23 to 31/03/24	31/03/24 to 31/03/25	31/03/25 to 31/03/26
Fund	-3.5%	-12.4%	9.2%	2.9%	2.8%
Sector	-4.2%	-9.1%	7.4%	3.2%	4.4%
Rank	23/86	80/89	12/91	49/92	89/92
Quartile	2	4	1	3	4

## Annualised performance

	Annualised		
	3 Years to 31/03/26	5 Years to 31/03/26	10 Years to 31/03/26
Fund	4.9%	-0.5%	2.3%
Sector	5.0%	0.1%	2.3%
Rank	44/91	53/86	36/69
Quartile	2	3	3

## Fund Managers



Name: Adam Darling and Harry Richards  
 Manager for: 7 years, 11 months

## Ratings

FE Crown



## Group Details

Group name	Jupiter Unit Trust Managers Limited
Group address	The Zig Zag Building, 70 Victoria Street, London, SW1E 6SQ
Group telephone	020 3817 1063
Dealing telephone	0800 561 4000
Email	intermediary-sales-support@jupiteram.com
Homepage	www.jupiteram.com
Fax number	0800 561 4001

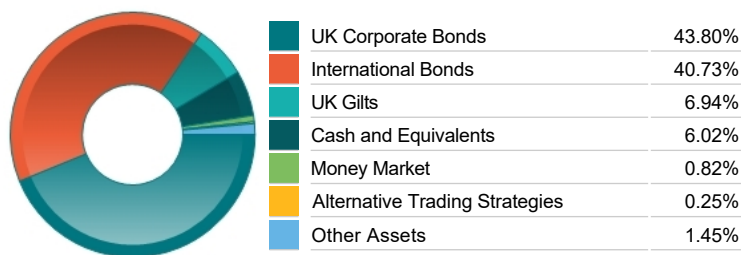
## Important Information

- Source of portfolio data: Broadridge. Source of performance data: FE fundinfo. We can't predict the future. Past performance isn't a guide to future performance. The figures shown are intended only to demonstrate performance history of the fund, after allowing for the impact of ongoing charges, but take no account of product charges. Ongoing charges may vary in the future and may be higher than they are now. Fund performance is based upon the movement of the daily price and is shown as total return in GBP with income reinvested. The value of your investment can go down as well as up so you might get back less than you put in.
- This factsheet is for information purposes only. If there is information or terminology included that you would like to discuss, then please contact an adviser. Investors should refer to their policy documentation and supporting brochures for fund availability, investment strategy, any product information and charges. Every care has been taken in populating this output, however it must be appreciated that neither Broadridge, Prudential nor their sources guarantee the accuracy, adequacy or completeness of this information or make any warranties regarding results from its usage.

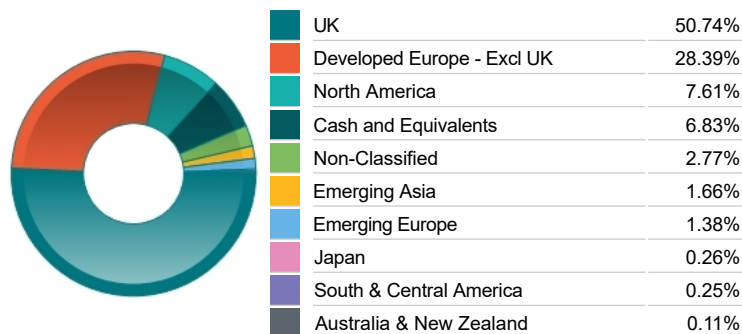
Top 10 Holdings

Name	% Weight	Sector	Country
1 Kfw 0.125% 30/12/26	3.20%	Bonds	Germany
2 European Investment Bank 0.75% 22/07/27	3.18%	Bonds	Luxembourg
3 International Development Associat 0.375% 22/09/27	3.14%	Bonds	United States
4 4% Treasury Gilt 2030	3.04%	Bonds	United Kingdom
5 European Investment Bank 5.625% 07/06/32	2.52%	Bonds	Luxembourg
6 ½% Treasury Gilt 2061	2.36%	Bonds	United Kingdom
7 Kfw 3.75% 09/01/29	1.82%	Bonds	Germany
8 P3 Group Sarl 3.375% 22/03/31	1.74%	Bonds	Luxembourg
9 Rbs Investments Holdings (Uk) Ltd 3.125% 28/03/27	1.70%	Bonds	United Kingdom
10 Asian Development Bank 3.875% 22/07/27	1.66%	Bonds	Philippines


Asset Allocation



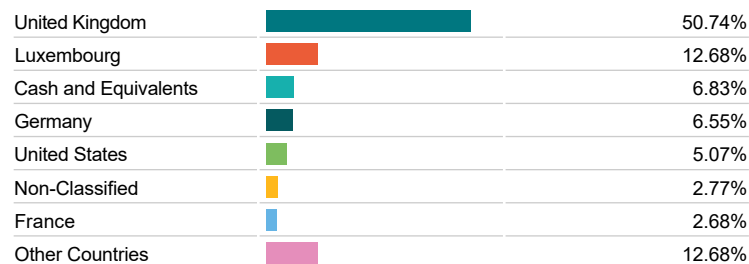
Regional Allocation



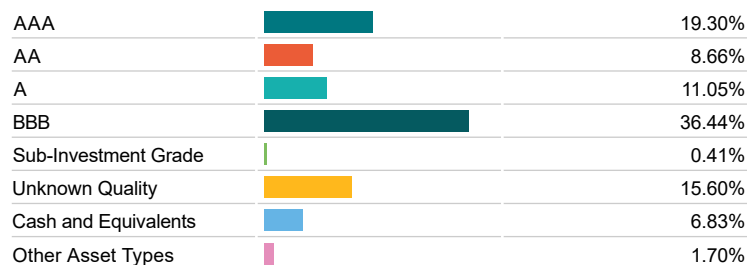
Bond Sector Breakdown



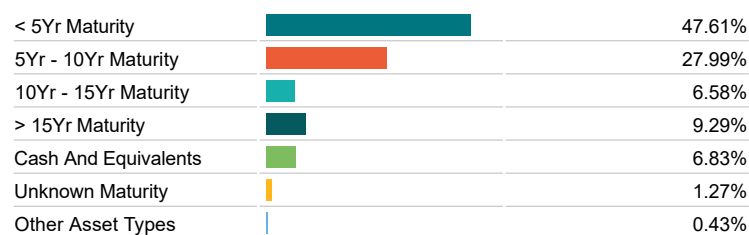
Top Country Breakdown



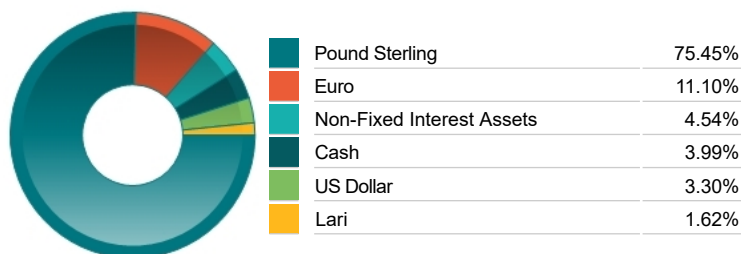
Fixed Interest Quality Profile



Fixed Interest Maturity Profile



Fixed Interest Currencies



Important Information

- The Industry Classification Benchmark is a product of FTSE International Limited and has been licensed for use.
- "Prudential" is a trading name of The Prudential Assurance Company Limited, which is registered in England and Wales. Registered office at 10 Fenchurch Avenue, London EC3M 5AG. Registered number 15454. Authorised by the Prudential Regulation Authority and regulated by the Financial Conduct Authority and the Prudential Regulation Authority.