

Benchmark

Benchmark	FTSE World Europe ex UK TR
ABI Sector	Europe excluding UK Equities

Identification Codes

Sedol Code	B10SRQ5
Mex Code	P UAEUG
Isin Code	GB00B10SRQ50
Citi Code	EP87

Fund Overview

Bid (17/05/2019)	138.20
Offer	n/a
Fund size (31/03/2019)	£1.31m
Underlying Fund size	£154.00m
Number of holdings	79
Launch date	19/06/2006

Fund Charges

Base Annual Management Charge (AMC)	2.15%
Additional Charges	0.15%
Total Charges	2.30%

Aims

The investment strategy of the fund is to purchase units in the Artemis European Growth Fund. That fund aims to provide long-term capital growth through investment principally in companies in Europe (excluding the UK). The Manager actively manages the portfolio and will not be restricted in the choice of investments either by company size or industry, or in terms of the geographical split of the portfolio.

Performance



Discrete performance - to last month end

	30/04/14 to 30/04/15	30/04/15 to 30/04/16	30/04/16 to 30/04/17	30/04/17 to 30/04/18	30/04/18 to 30/04/19
Fund	3.7%	-1.5%	26.2%	10.7%	-11.4%
Sector	6.3%	-0.8%	22.0%	6.6%	-0.3%
Rank	184/213	100/220	26/227	15/228	221/229
Quartile	4	2	1	1	4

Annualised performance

	Annualised		
	3 Years to 30/04/19	5 Years to 30/04/19	10 Years to 30/04/19
Fund	7.4%	4.8%	8.2%
Sector	9.0%	6.4%	9.0%
Rank	197/227	181/213	121/185
Quartile	4	4	3

Fund Managers



Name: Philip Wolstencroft Peter Saacke
 Manager of the underlying fund for: 18 years, 2 months 16 years, 5 months


Important Information

- Exchange rate fluctuations may cause the Sterling values of overseas investments to rise or fall.
- Source of portfolio data: FundsLibrary. Source of performance data: Financial Express (FE). Please remember that past performance is not a reliable indicator of future performance. The figures shown are intended only to demonstrate performance history of the fund and take no account of product charges, or the Annual Management Charge for any available PruFund funds.. The application of charges may impact the overall performance. Please also note that our charges may vary in the future and may be higher than they are now. Fund Performance is based upon the movement of the daily price and is shown as total return in GBP with net income reinvested. The value of your investment can go down as well as up and you may not get back the amount you put in.
- This factsheet is for information purposes only. If there is information or terminology included that you would like to discuss, then please contact an adviser. Investors should refer to their policy documentation and supporting brochures for fund availability, investment strategy, any product information and charges. Every care has been taken in populating this output, however it must be appreciated that neither FundsLibrary, Prudential nor their sources guarantee the accuracy, adequacy or completeness of this information or make any warranties regarding results from its usage.

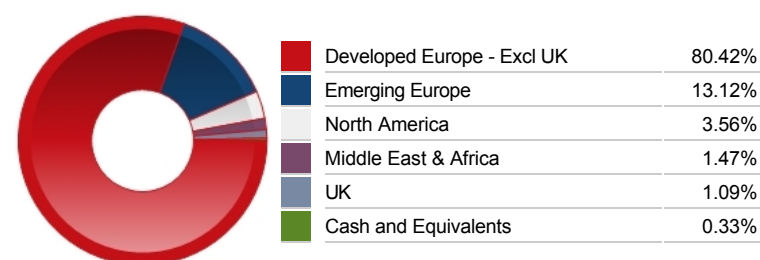
Top 10 Holdings

Name	% Weight	Sector	Country
1 Roche Holding AG Part. Cert.	5.42%	Pharmaceuticals & Biotechnology	Switzerland
2 Enel	4.48%	Electricity	Italy
3 Allianz SE	3.99%	Nonlife Insurance	Germany
4 Actividades de Construccion y Servicios S.A.	3.55%	Construction & Materials	Spain
5 PJSC Gazprom	3.38%	Oil & Gas Producers	Russian Federation
6 Wienerberger AG	3.17%	Construction & Materials	Austria
7 Eiffage S.A.	2.87%	Construction & Materials	France
8 Lukoil PJSC	2.78%	Oil & Gas Producers	Russian Federation
9 Intrum AB	2.72%	Financial Services	United States
10 OTP Bank Rt.	2.64%	Banks	Hungary

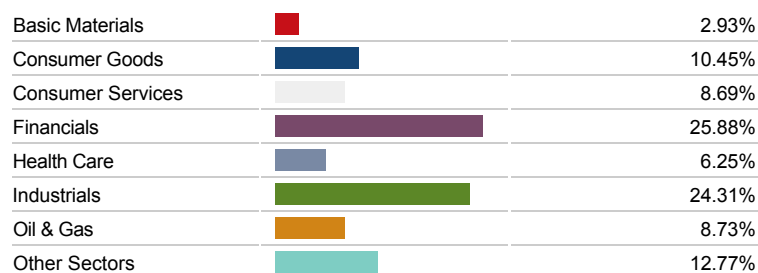
Asset Allocation



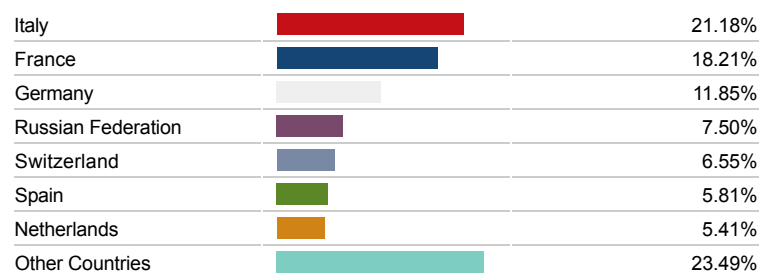
Regional Allocation



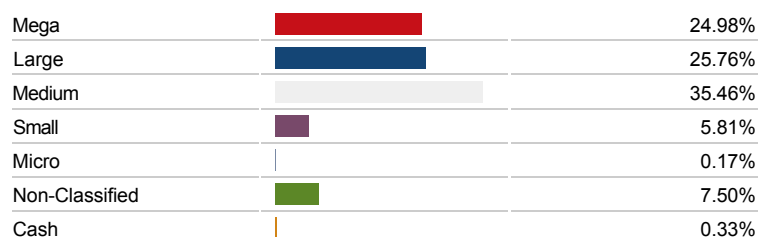
Equity Sector Breakdown




Top Country Breakdown



Breakdown By Market Cap (%)



Fixed Interest Currencies



Important Information

- Exchange rate fluctuations may cause the Sterling values of overseas investments to rise or fall.
- The Industry Classification Benchmark is a product of FTSE International Limited and has been licensed for use.
- "Prudential" is a trading name of The Prudential Assurance Company Limited (PACL), which is registered in England and Wales. This name is also used by other companies within the Prudential Group. Registered office at 10 Fenchurch Avenue, London EC3M 5AG. Registered number 15454. Authorised by the Prudential Regulation Authority and regulated by the Financial Conduct Authority and the Prudential Regulation Authority.