

Benchmark

Benchmark	Investment Association Strategic Bond sector
Benchmark Category	Comparator
IA Sector	£ Strategic Bond

Identification Codes

Sedol Code	B3ZLQW2
Mex Code	SESBBI
Isin Code	GB00B3ZLQW29
Citi Code	GMTO

Fund Overview

Mid (12/09/2025)	175.76p
Distribution yield	4.82%
Underlying yield	-
Fund size (31/07/2025)	£517.35m
Number of holdings	171
Ongoing Charges	0.58%
Launch date	03/09/2012

Fund Charges

Entry Charge	0.00%
Ongoing Charges	0.58%

Fund Background

Valuation frequency	Daily
Valuation point	12:00
Fund type	OEIC
Launch price	£1.00
Fund currency	Pound Sterling
Fund domicile	United Kingdom
ISA allowable	Yes
SIPP allowable	Yes

Dealing

Minimum Investment	£2000000
Minimum Top Up	£1000
Minimum Regular Saving	-
Settlement Period: Buy	3 days
Settlement Period: Sell	3 days
Pricing Basis	Forward
Dealing Decimals	4

Distribution Dates

Ex dividend date(s)	Income payment date(s)
01 February	31 March
01 May	30 June
01 August	30 September
01 November	31 December

Aims

The investment objective is to provide a combination of income and capital growth over any 7 year period.

Performance



Discrete performance - to last month end

	31/08/20 to 31/08/21	31/08/21 to 31/08/22	31/08/22 to 31/08/23	31/08/23 to 31/08/24	31/08/24 to 31/08/25
Fund	9.5%	-12.3%	-3.7%	18.8%	10.8%
Sector	5.3%	-10.5%	0.3%	10.4%	5.1%
Rank	9/68	43/74	71/80	2/82	2/86
Quartile	1	3	4	1	1

Annualised performance

	3 Years to 31/08/25	5 Years to 31/08/25	10 Years to 31/08/25
Fund	8.2%	4.0%	4.6%
Sector	5.2%	1.9%	3.0%
Rank	9/80	15/68	6/52
Quartile	1	1	1

Fund Managers



Name:	Colin Finlayson	Alex Pelteski
Manager for:	6 years, 9 months	8 years, 1 months

Ratings

FE Crown



Group Details

Group name	Aegon Asset Management
Group address	3 Lochside Avenue Edinburgh Park EDINBURGH EH12 9SA
Group telephone	0800 45 44 22
Dealing telephone	0800 169 5186
Email	info@kamescapital.com
Homepage	www.aegonam.com
Fax number	-

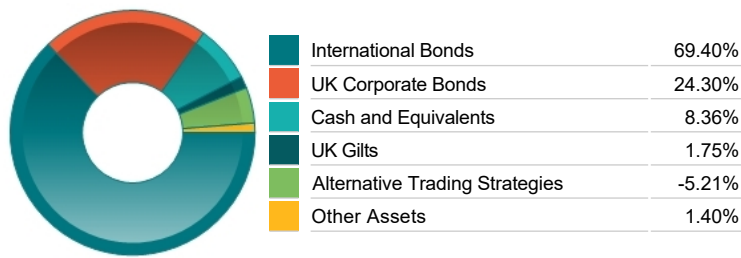
Important Information

- Source of portfolio data: Broadridge. Source of performance data: FE fundinfo. We can't predict the future. Past performance isn't a guide to future performance. The figures shown are intended only to demonstrate performance history of the fund, after allowing for the impact of ongoing charges, but take no account of product charges. Ongoing charges may vary in the future and may be higher than they are now. Fund performance is based upon the movement of the daily price and is shown as total return in GBP with income reinvested. The value of your investment can go down as well as up so you might get back less than you put in.
- This factsheet is for information purposes only. If there is information or terminology included that you would like to discuss, then please contact an adviser. Investors should refer to their policy documentation and supporting brochures for fund availability, investment strategy, any product information and charges. Every care has been taken in populating this output, however it must be appreciated that neither Broadridge, Prudential nor their sources guarantee the accuracy, adequacy or completeness of this information or make any warranties regarding results from its usage.

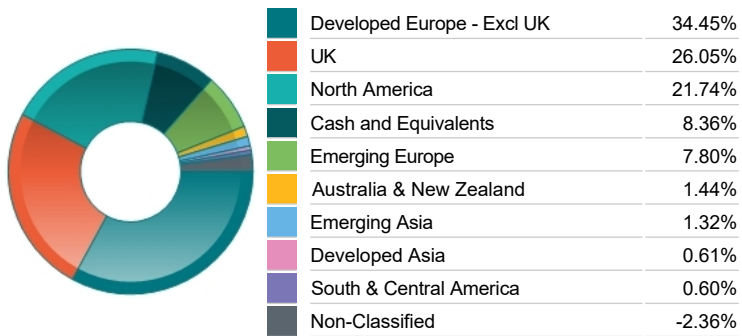
Top 10 Holdings

Name	% Weight	Sector	Country
1 US TREASURY N/B 4% 31/01/2029	3.30%	Bonds	United States
2 US TREASURY N/B 1.875% 15/02/2032	2.61%	Bonds	United States
3 METRO BANK HOLDINGS 13.875% 26/09/2173	2.27%	Bonds	United Kingdom
4 METRO BANK HOLDINGS PLC VAR 30/04/2034 REGS	2.15%	Bonds	United Kingdom
5 INTESA SANPAOLO SPA VAR 20/06/2054 144A	1.92%	Bonds	Italy
6 BANK OF NOVA SCOTIA VAR 27/07/2081 1	1.80%	Bonds	Canada
7 LUMINOR HOLDING AS	1.80%	Bonds	Estonia
8 ZORLU ENERJI ELEKTRI SINK 11% 23/04/2030 REGS	1.58%	Bonds	Turkey
9 TORONTO-DOMINION BANK VAR 31/10/2081 1	1.56%	Bonds	Canada
10 CITYCON TREASURY BV 5.375% 08/07/2031 EMTn	1.50%	Bonds	Netherlands


Asset Allocation



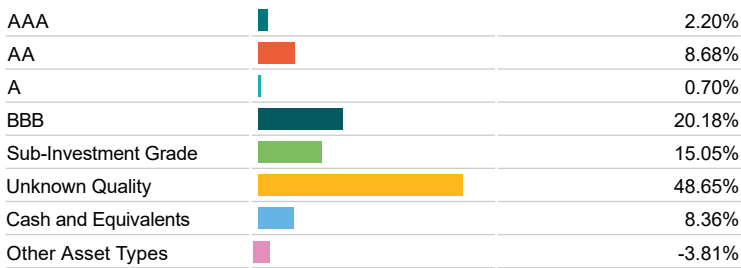
Regional Allocation



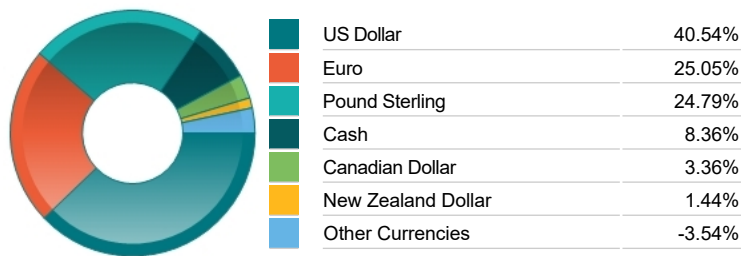
Bond Sector Breakdown



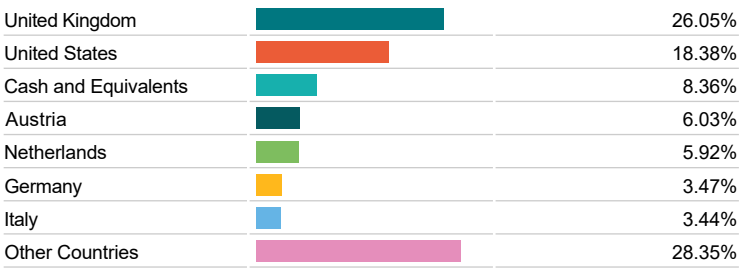
Fixed Interest Quality Profile



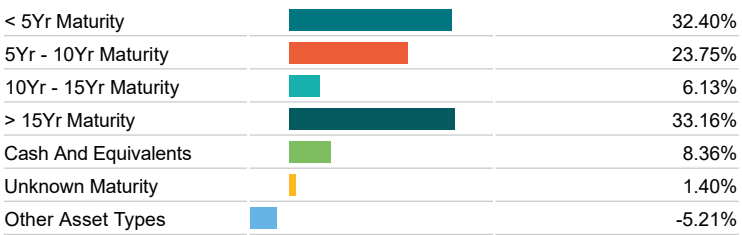
Fixed Interest Currencies



Top Country Breakdown



Fixed Interest Maturity Profile



Important Information

- The Industry Classification Benchmark is a product of FTSE International Limited and has been licensed for use.
- "Prudential" is a trading name of The Prudential Assurance Company Limited, which is registered in England and Wales. Registered office at 10 Fenchurch Avenue, London EC3M 5AG. Registered number 15454. Authorised by the Prudential Regulation Authority and regulated by the Financial Conduct Authority and the Prudential Regulation Authority.