

## Benchmark

Benchmark	FTSE World Europe ex UK Net TR Index - in GBP
Benchmark Category	-
IA Sector	Europe Excluding UK

## Identification Codes

Sedol Code	B4VY989
Mex Code	MYCONT
Isin Code	GB00B4VY9893
Citi Code	00PA

## Fund Overview

Bid (10/04/2026)	4651.33p
Offer (10/04/2026)	4659.71p
Historic yield	0.42%
Fund size (28/02/2026)	£734.85m
Number of holdings	378
Ongoing Charges	0.91%
Launch date	10/06/2011

## Fund Charges

Entry Charge	0.00%
Ongoing Charges	0.91%

## Fund Background

Valuation frequency	Daily
Valuation point	12:00
Fund type	Unit Trust
Launch price	£1.00
Fund currency	Pound Sterling
Fund domicile	United Kingdom
ISA allowable	Yes
SIPP allowable	Yes

## Dealing

Minimum Investment	£100000
Minimum Top Up	£100
Minimum Regular Saving	-
Settlement Period: Buy	3 days
Settlement Period: Sell	3 days
Pricing Basis	Forward
Dealing Decimals	3

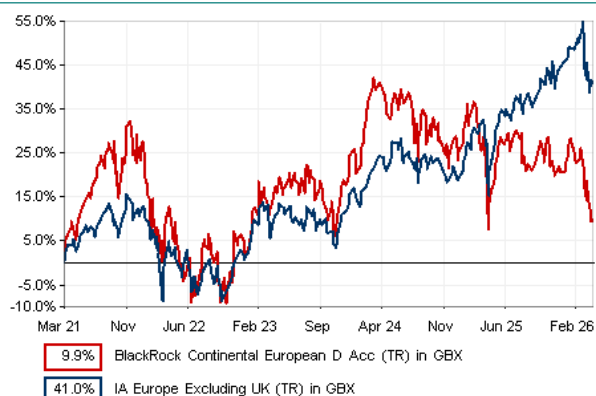
## Distribution Dates

Ex dividend date(s)	Income payment date(s)
01 March	30 April

## Aims

The aim of the BlackRock Continental European Fund is to achieve long-term capital growth for investors. The Fund invests primarily in the shares of companies incorporated or listed in Europe excluding the UK. Typically these will be larger companies. The Fund may also invest in collective investment schemes.

## Performance



## Discrete performance - to last month end

	31/03/21 to 31/03/22	31/03/22 to 31/03/23	31/03/23 to 31/03/24	31/03/24 to 31/03/25	31/03/25 to 31/03/26
Fund	12.5%	4.1%	20.6%	-15.4%	-8.1%
Sector	4.2%	6.5%	12.3%	0.9%	12.1%
Rank	3/131	102/136	8/137	136/138	137/140
Quartile	1	3	1	4	4

## Annualised performance

	Annualised		
	3 Years to 31/03/26	5 Years to 31/03/26	10 Years to 31/03/26
Fund	-2.1%	1.9%	8.6%
Sector	8.3%	7.1%	8.7%
Rank	132/137	118/131	63/107
Quartile	4	4	3

## Fund Managers



Name: Giles Rothbarth      Stefan Gries  
 Manager for: 8 years, 9 months      8 years, 9 months

## Ratings

FE Crown



## Group Details

Group name	BlackRock Investment Management (UK) Limited
Group address	12 Throgmorton Avenue London EC2N 2DL
Group telephone	08457 405 405
Dealing telephone	0800 445522
Email	broker.services@blackrock.com
Homepage	www.blackrock.co.uk
Fax number	020 7743 1135


## Important Information

- Source of portfolio data: Broadridge. Source of performance data: FE fundinfo. We can't predict the future. Past performance isn't a guide to future performance. The figures shown are intended only to demonstrate performance history of the fund, after allowing for the impact of ongoing charges, but take no account of product charges. Ongoing charges may vary in the future and may be higher than they are now. Fund performance is based upon the movement of the daily price and is shown as total return in GBP with income reinvested. The value of your investment can go down as well as up so you might get back less than you put in.
- This factsheet is for information purposes only. If there is information or terminology included that you would like to discuss, then please contact an adviser. Investors should refer to their policy documentation and supporting brochures for fund availability, investment strategy, any product information and charges. Every care has been taken in populating this output, however it must be appreciated that neither Broadridge, Prudential nor their sources guarantee the accuracy, adequacy or completeness of this information or make any warranties regarding results from its usage.

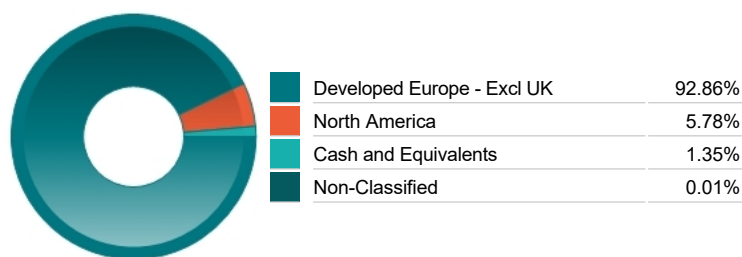
Top 10 Holdings

Name	% Weight	Sector	Country
1 ASML HOLDING N.V.	8.56%	Technology Hardware & Equipment	Netherlands
2 SAFRAN	5.67%	Aerospace & Defence	France
3 MASTERCARD INCORPORATED	5.55%	Industrial Support Services	United States
4 BE SEMICONDUCTOR INDUSTRIES N.V.	5.38%	Technology Hardware & Equipment	Netherlands
5 KONE OYJ	4.87%	Industrial Engineering	Finland
6 SCHNEIDER ELECTRIC SE	4.76%	Electronic & Electrical Equipment	France
7 AIRBUS SE	4.54%	Aerospace & Defence	Netherlands
8 LONZA GROUP AG	4.53%	Pharmaceuticals & Biotechnology	Switzerland
9 SIEMENS ENERGY AG	4.52%	Renewable Energy	Germany
10 MTU AERO ENGINES AG	4.25%	Aerospace & Defence	Germany

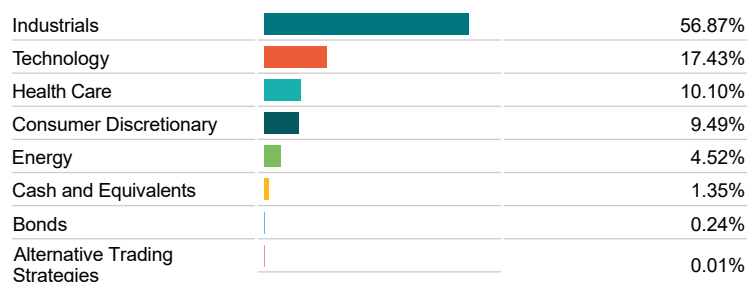
Asset Allocation



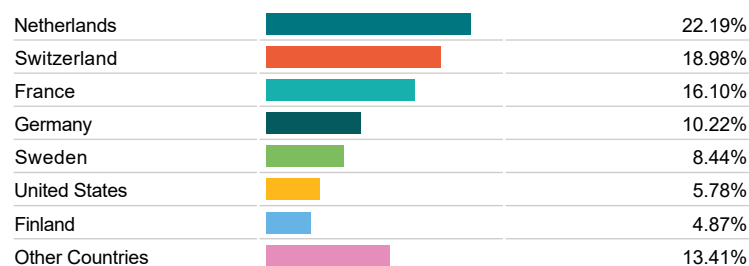
Regional Allocation



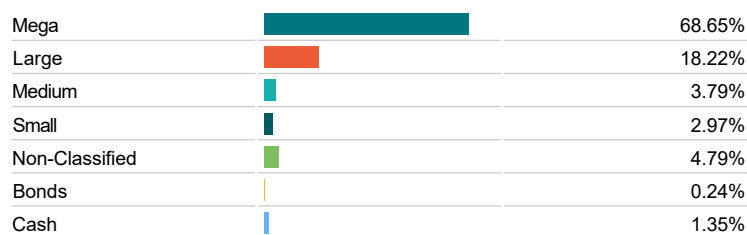
Equity Sector Breakdown



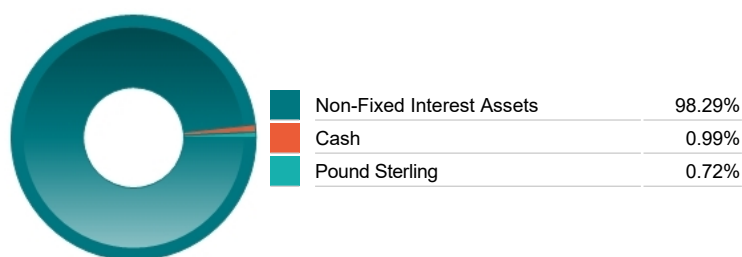
Top Country Breakdown



Breakdown By Market Cap (%)



Fixed Interest Currencies



Important Information

- The Industry Classification Benchmark is a product of FTSE International Limited and has been licensed for use.
- "Prudential" is a trading name of The Prudential Assurance Company Limited, which is registered in England and Wales. Registered office at 10 Fenchurch Avenue, London EC3M 5AG. Registered number 15454. Authorised by the Prudential Regulation Authority and regulated by the Financial Conduct Authority and the Prudential Regulation Authority.