

Benchmark

Benchmark	IA Volatility Managed
Benchmark Category	-
IA Sector	Volatility Managed

Identification Codes

Sedol Code	BTZKJP5
Mex Code	-
Isin Code	GB00BTZKJP57
Citi Code	BSYJY

Fund Overview

Mid (02/04/2026)	109.31p
Historic yield	0.79%
Fund size (02/03/2026)	£79.80m
Number of holdings	24106
Ongoing Charges	0.63%
Launch date	21/03/2025

Fund Charges

Entry Charge	0.00%
Ongoing Charges	0.63%

Fund Background

Valuation frequency	Daily
Valuation point	-
Fund type	OEIC
Launch price	-
Fund currency	Pound Sterling
Fund domicile	United Kingdom
ISA allowable	Yes
SIPP allowable	Yes

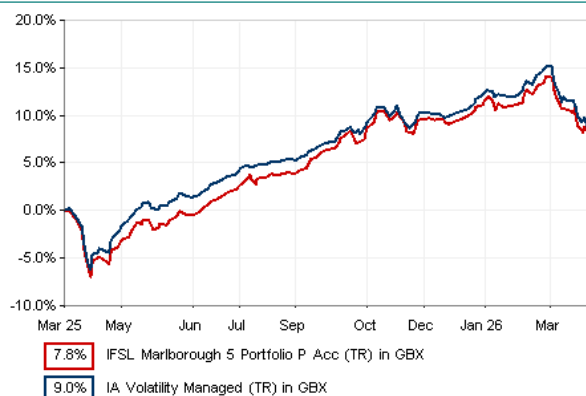
Dealing

Minimum Investment	-
Minimum Top Up	-
Minimum Regular Saving	-
Settlement Period: Buy	4 days
Settlement Period: Sell	4 days
Pricing Basis	Forward
Dealing Decimals	-

Aims

The aim of the Fund is to increase the value of an investment over a minimum of 5 years. The Fund will do this through a combination of capital growth, which is profit on investments held, and income, which is money paid out of investments, such as interest from bonds and dividends from shares. This will be achieved whilst aiming to maintain a risk rating classification of '5'. The risk classification is a range the Investment Manager maintains from 1 which is classified as the lowest risk to 10 which is classified as the highest risk.

Performance



Discrete performance - to last month end

	31/03/21 to 31/03/22	31/03/22 to 31/03/23	31/03/23 to 31/03/24	31/03/24 to 31/03/25	31/03/25 to 31/03/26
Fund	n/a	n/a	n/a	n/a	9.2%
Sector	4.0%	-4.6%	9.6%	3.5%	10.1%
Rank	n/a	n/a	n/a	n/a	122/213
Quartile	n/a	n/a	n/a	n/a	3

Annualised performance

	Annualised		
	3 Years to 31/03/26	5 Years to 31/03/26	10 Years to 31/03/26
Fund	n/a	n/a	n/a
Sector	7.7%	4.4%	5.5%
Rank	n/a	n/a	n/a
Quartile	n/a	n/a	n/a

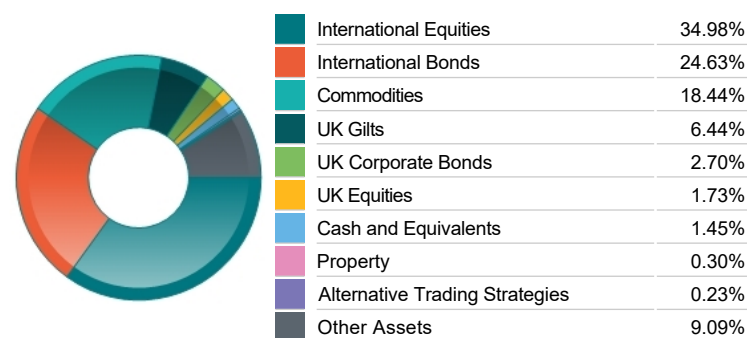
Group Details

Group name	IFSL Marlborough
Group address	PO Box 13586, Chelmsford. CM99 2GS
Group telephone	0808 145 2500
Dealing telephone	-
Email	service@marlboroughgroup.com
Homepage	www.marlboroughgroup.com
Fax number	-

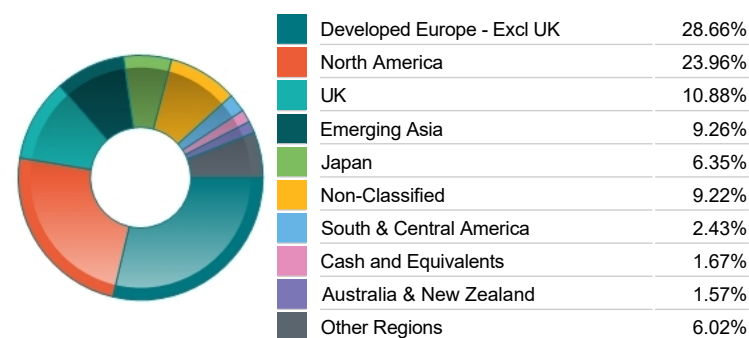
Top 10 Holdings

Name	% Weight	Sector	Country
1 CG RIV RD US LAR CAP SE	3.06%	Non-Classified	Non-Classified
2 TAIWAN SEMICONDUCTOR MANUFACTURING COMPANY LIMITED	1.25%	Technology Hardware & Equipment	Taiwan
3 NVIDIA CORPORATION	0.78%	Technology Hardware & Equipment	United States
4 APPLE	0.69%	Technology Hardware & Equipment	United States
5 MICROSOFT CORPORATION	0.62%	Software & Computer Services	United States
6 SAMSUNG ELECTRONICS CO. LTD	0.58%	Telecommunications Equipment	South Korea
7 AMAZON.COM	0.39%	Retailers	United States
8 SK HYNIX	0.37%	Technology Hardware & Equipment	South Korea
9 TENCENT HOLDINGS LIMITED	0.32%	Software & Computer Services	China
10 ALPHABET	0.31%	Software & Computer Services	United States

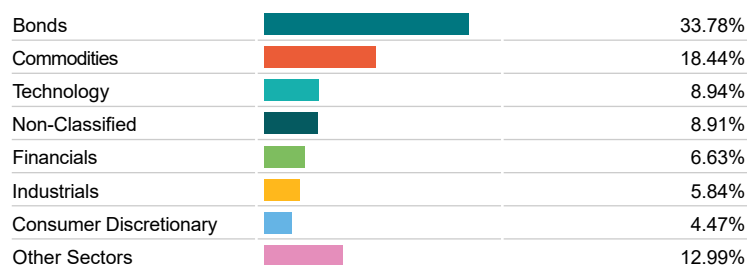
Asset Allocation



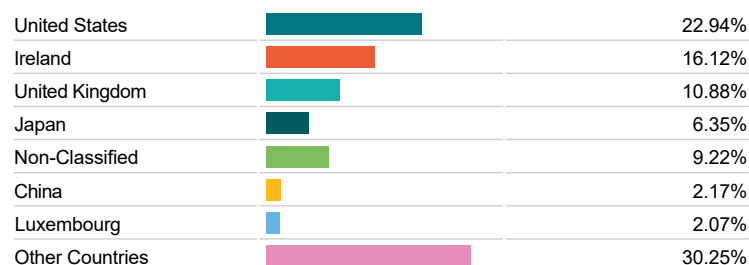
Regional Allocation



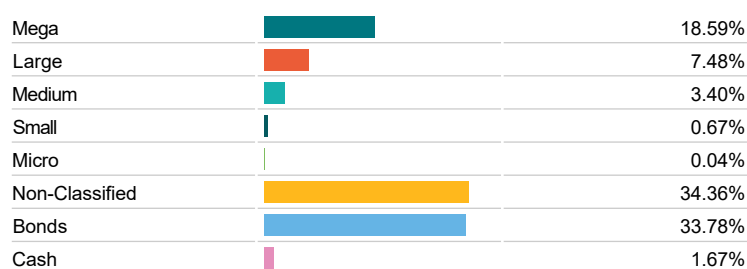
Bond Sector Breakdown



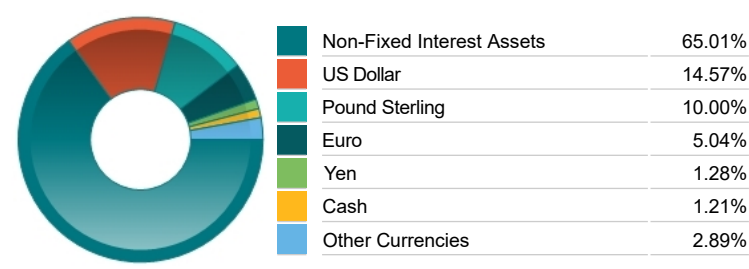
Top Country Breakdown



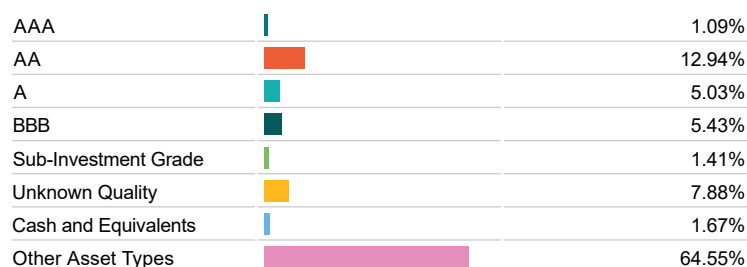
Breakdown By Market Cap (%)



Fixed Interest Currencies



Fixed Interest Quality Profile



Fixed Interest Maturity Profile

