

Benchmark

Benchmark	Mixed Investment 20-60% Shares
Benchmark Category	-
IA Sector	Mixed Investment 20-60% Shares

Identification Codes

Sedol Code	BYW8MX6
Mex Code	-
Isin Code	GB00BYW8MX66
Citi Code	MX5Y

Fund Overview

Mid (28/03/2024)	101.60p
Historic yield	-
Fund size (31/12/2023)	£10.10m
Number of holdings	498
Ongoing Charges	1.25%
Launch date	25/01/2016

Fund Charges

Entry Charge	0.00%
Ongoing Charges	1.25%

Fund Background

Valuation frequency	Daily
Valuation point	12:00
Fund type	OEIC
Launch price	£1.00
Fund currency	Pound Sterling
Fund domicile	United Kingdom
ISA allowable	Yes
SIPP allowable	Yes

Dealing

Minimum Investment	£1000
Minimum Top Up	£500
Minimum Regular Saving	-
Settlement Period: Buy	4 days
Settlement Period: Sell	4 days
Pricing Basis	Forward
Dealing Decimals	4

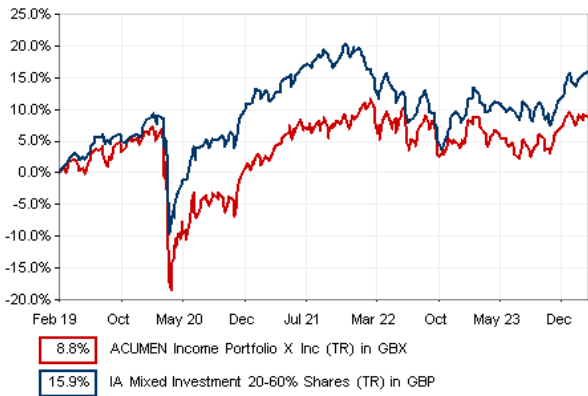
Distribution Dates

Ex dividend date(s)	Income payment date(s)
31 January	31 March
30 April	30 June
31 July	30 September
31 October	31 December

Aims

The aim of the Fund is to provide income, that is money paid out from investments such as dividends from shares and interest from bonds, with the potential for some increase, over a minimum of 5 years, in the value of an investment.

Performance



Discrete performance - to last month end

	28/02/19 to 29/02/20	29/02/20 to 28/02/21	28/02/21 to 28/02/22	28/02/22 to 28/02/23	28/02/23 to 29/02/24
Fund	-0.4%	1.9%	6.3%	-0.6%	1.4%
Sector	4.4%	6.5%	2.5%	-2.9%	4.6%
Rank	138/145	140/152	20/165	36/173	158/179
Quartile	4	4	1	1	4

Annualised performance

	3 Years to 29/02/24	5 Years to 29/02/24	10 Years to 29/02/24
Fund	2.3%	1.7%	n/a
Sector	1.4%	3.0%	3.5%
Rank	47/165	122/145	n/a
Quartile	2	4	n/a

Fund Managers



Name: John Leiper
Manager for: 5 years, 11 months

Ratings

FE Crown



Group Details

Group name	IFSL Acumen
Group address	5 Victoria Street Windsor Berkshire SL4 1HB
Group telephone	+44 1753 867000
Dealing telephone	-
Email	-
Homepage	tavistockinvestments.com/
Fax number	-

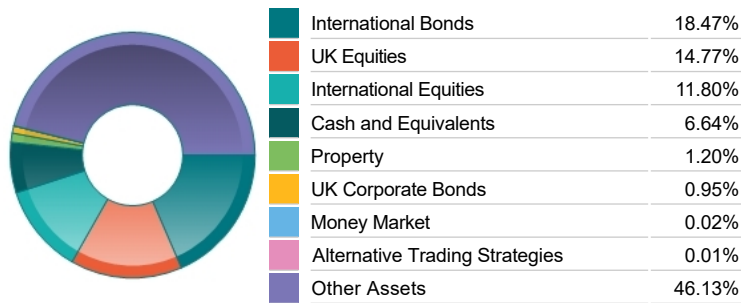
Important Information

• Source of portfolio data: Broadridge. Source of performance data: FE fundinfo. We can't predict the future. Past performance isn't a guide to future performance. The figures shown are intended only to demonstrate performance history of the fund, after allowing for the impact of ongoing charges, but take no account of product charges. Ongoing charges may vary in the future and may be higher than they are now. Fund performance is based upon the movement of the daily price and is shown as total return in GBP with income reinvested. The value of your investment can go down as well as up so you might get back less than you put in. This factsheet is for information purposes only. If there is information or terminology included that you would like to discuss, then please contact an adviser. Investors should refer to their policy documentation and supporting brochures for fund availability, investment strategy, any product information and charges. Every care has been taken in populating this output, however it must be appreciated that neither Broadridge, Prudential nor their sources guarantee the accuracy, adequacy or completeness of this information or make any warranties regarding results from its usage.

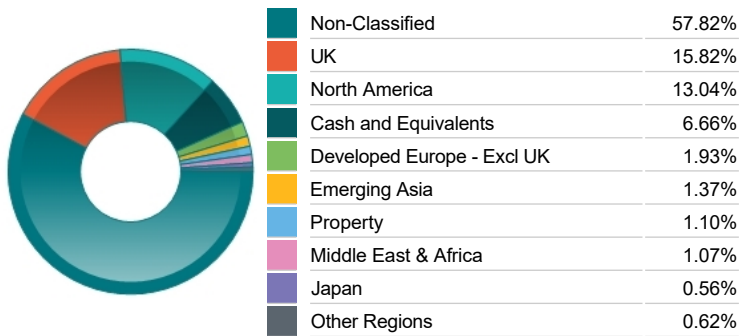
Top 10 Holdings

Name	% Weight	Sector	Country
1 iShares iShares plc \$ Corp Bond UCITS ETF USD (Dist)	11.68%	Bonds	Non-Classified
2 BRITISH AMERICAN TOBACCO	0.80%	Tobacco	United Kingdom
3 HSBC HOLDINGS	0.76%	Banks	United Kingdom
4 RIO TINTO	0.75%	Industrial Metals & Mining	United Kingdom
5 LEGAL & GENERAL GROUP	0.67%	Life Insurance	United Kingdom
6 IMPERIAL BRANDS	0.62%	Tobacco	United Kingdom
7 ENTERPRISE PRODUCTS PARTNERS LP	0.60%	Non-Renewable Energy	United States
8 SCHRODERS	0.59%	Investment Banking & Brokerage Services	United Kingdom
9 VODAFONE GROUP PUBLIC LIMITED COMPANY	0.58%	Telecommunications Service Providers	United Kingdom
10 NATIONAL GRID	0.54%	Gas, Water & Multi-utilities	United Kingdom

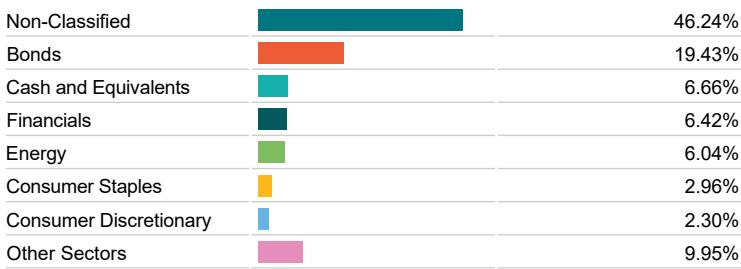
Asset Allocation



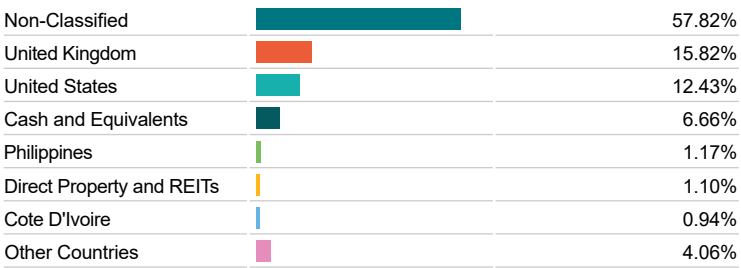
Regional Allocation



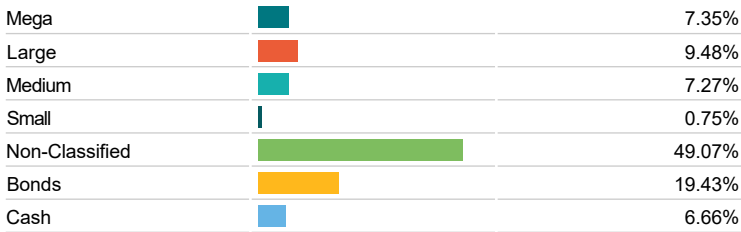
Bond Sector Breakdown



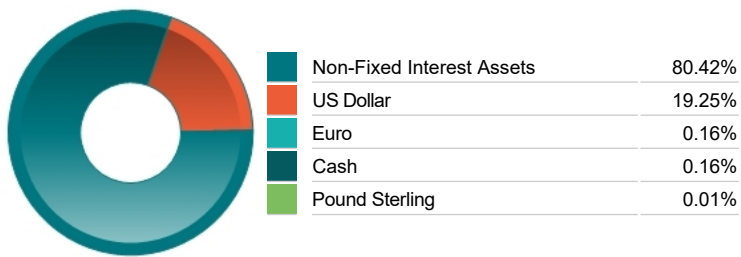
Top Country Breakdown



Breakdown By Market Cap (%)



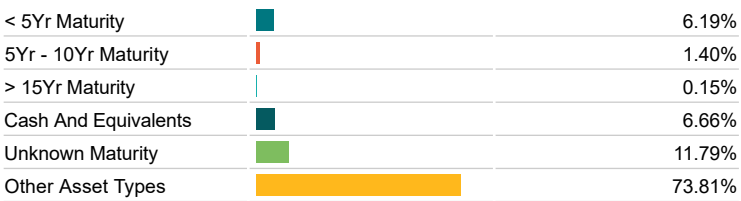
Fixed Interest Currencies



Fixed Interest Quality Profile



Fixed Interest Maturity Profile



Important Information

• The Industry Classification Benchmark is a product of FTSE International Limited and has been licensed for use. "Prudential" is a trading name of The Prudential Assurance Company Limited, which is registered in England and Wales. Registered office at 10 Fenchurch Avenue, London EC3M 5AG. Registered number 15454. Authorised by the Prudential Regulation Authority and regulated by the Financial Conduct Authority and the Prudential Regulation Authority.

Commentary

[No data]

Important Information

- "Prudential" is a trading name of The Prudential Assurance Company Limited, which is registered in England and Wales. Registered office at 10 Fenchurch Avenue, London EC3M 5AG. Registered number 15454. Authorised by the Prudential Regulation Authority and regulated by the Financial Conduct Authority and the Prudential Regulation Authority.