

Benchmark

Benchmark	Deutsche Numis Smaller Companies Index excluding Investment Companies
Benchmark Category	-
IA Sector	UK Smaller Companies

Identification Codes

Sedol Code	B1XG959
Mex Code	PCOMKT
Isin Code	GB00B1XG9599
Citi Code	A3J1

Fund Overview

Mid (10/12/2025)	257.67p
Historic yield	1.60%
Fund size (31/08/2025)	£346.41m
Number of holdings	254
Ongoing Charges	0.99%
Launch date	01/07/2011

Fund Charges

Entry Charge	0.00%
Ongoing Charges	0.99%

Fund Background

Valuation frequency	Daily
Valuation point	12:00
Fund type	OEIC
Launch price	£0.50
Fund currency	Pound Sterling
Fund domicile	United Kingdom
ISA allowable	Yes
SIPP allowable	Yes

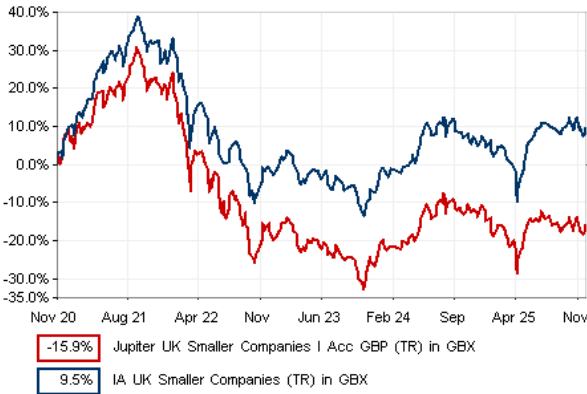
Dealing

Minimum Investment	£5000000
Minimum Top Up	£150000
Minimum Regular Saving	-
Settlement Period: Buy	4 days
Settlement Period: Sell	4 days
Pricing Basis	Forward
Dealing Decimals	3

Aims

To achieve capital growth. In seeking to achieve its investment objective the fund will aim to deliver a return, net of fees, greater than that of the Deutsche Numis Smaller Companies Index excluding Investment Companies over rolling 3 year periods.

Performance



Discrete performance - to last month end

	30/11/20 to 30/11/21	30/11/21 to 30/11/22	30/11/22 to 30/11/23	30/11/23 to 30/11/24	30/11/24 to 30/11/25
Fund	17.8%	-29.1%	-11.4%	19.6%	-4.9%
Sector	26.2%	-21.2%	-6.6%	14.9%	2.6%
Rank	39/42	38/43	38/44	7/44	42/45
Quartile	4	4	4	1	4

Annualised performance

		Annualised		
		3 Years to 30/11/25	5 Years to 30/11/25	10 Years to 30/11/25
Fund		0.2%	-3.4%	3.7%
Sector		3.3%	1.8%	5.3%
Rank		35/44	41/42	31/36
Quartile		4	4	4

Fund Managers



Name: Tim Service Matt Cable  
Manager for: 1 years, 5 months 1 years, 5 months

Ratings

FE Crown



Group Details

Group name	Jupiter Unit Trust Managers Limited
Group address	The Zig Zag Building, 70 Victoria Street, London, SW1E 6SQ
Group telephone	020 3817 1063
Dealing telephone	0800 561 4000
Email	intermediary-sales-support@jupiteram.com
Homepage	www.jupiteram.com
Fax number	0800 561 4001


Important Information

- Source of portfolio data: Broadridge. Source of performance data: FE fundinfo. We can't predict the future. Past performance isn't a guide to future performance. The figures shown are intended only to demonstrate performance history of the fund, after allowing for the impact of ongoing charges, but take no account of product charges. Ongoing charges may vary in the future and may be higher than they are now. Fund performance is based upon the movement of the daily price and is shown as total return in GBP with income reinvested. The value of your investment can go down as well as up so you might get back less than you put in.
- This factsheet is for information purposes only. If there is information or terminology included that you would like to discuss, then please contact an adviser. Investors should refer to their policy documentation and supporting brochures for fund availability, investment strategy, any product information and charges. Every care has been taken in populating this output, however it must be appreciated that neither Broadridge, Prudential nor their sources guarantee the accuracy, adequacy or completeness of this information or make any warranties regarding results from its usage.

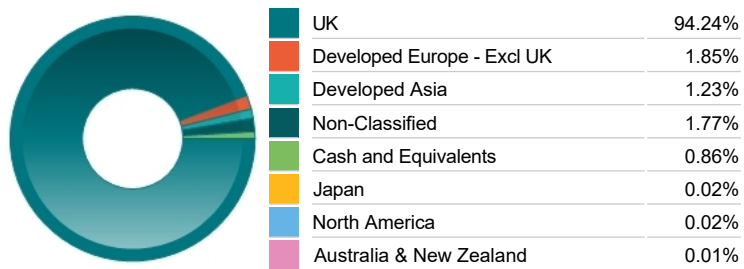
Top 10 Holdings

Name	% Weight	Sector	Country
1 JTC	3.75%	Investment Banking & Brokerage Services	United Kingdom
2 FORESIGHT GROUP HOLDINGS LIMITED	3.69%	Investment Banking & Brokerage Services	United Kingdom
3 OSB GROUP	3.59%	Finance & Credit Services	United Kingdom
4 HILL & SMITH	3.01%	Industrial Metals & Mining	United Kingdom
5 MORGAN SINDALL GROUP	3.00%	Construction & Materials	United Kingdom
6 VESUVIUS	3.00%	Industrial Engineering	United Kingdom
7 TELECOM PLUS	2.75%	Electricity	United Kingdom
8 KELLER GROUP	2.68%	Construction & Materials	United Kingdom
9 GAMMA COMMUNICATIONS	2.59%	Telecommunications Service Providers	United Kingdom
10 Workspace Group Workspace Group Plc Ord GBP1	2.58%	Real Estate Investment Trusts	United Kingdom

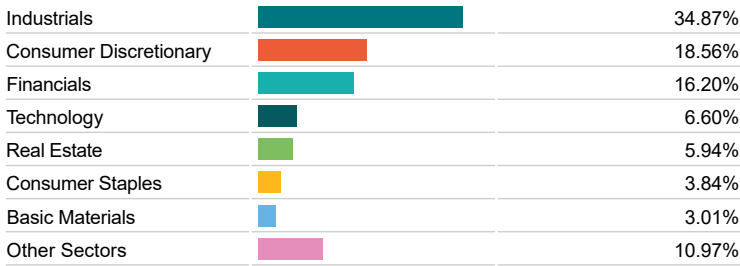
Asset Allocation



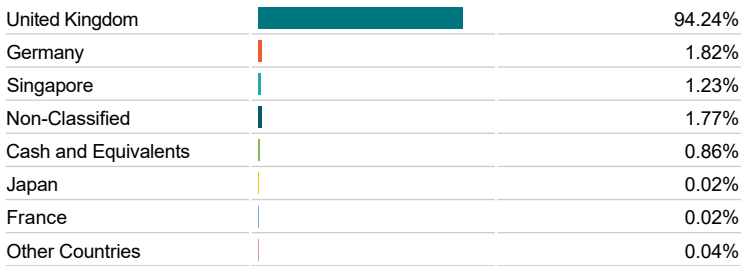
Regional Allocation



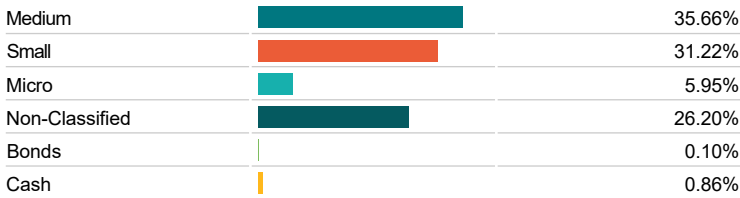
Equity Sector Breakdown



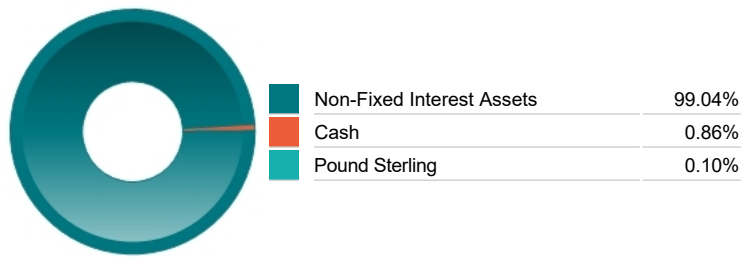
Top Country Breakdown



Breakdown By Market Cap (%)



Fixed Interest Currencies



Important Information

- The Industry Classification Benchmark is a product of FTSE International Limited and has been licensed for use.
- "Prudential" is a trading name of The Prudential Assurance Company Limited, which is registered in England and Wales. Registered office at 10 Fenchurch Avenue, London EC3M 5AG. Registered number 15454. Authorised by the Prudential Regulation Authority and regulated by the Financial Conduct Authority and the Prudential Regulation Authority.