

Benchmark

Benchmark	IA Global Equity Sector Average
Benchmark Category	-
IA Sector	Global

Identification Codes

Sedol Code	3168273
Mex Code	AFAMC
Isin Code	GB0031682734
Citi Code	BAG9

Fund Overview

Mid (01/04/2026)	445.08p
Historic yield	0.26%
Fund size (30/04/2023)	£238.07m
Number of holdings	47
Ongoing Charges	0.84%
Launch date	01/11/2007

Fund Charges

Entry Charge	0.00%
Ongoing Charges	0.84%

Fund Background

Valuation frequency	Daily
Valuation point	12:00
Fund type	OEIC
Launch price	£10.00
Fund currency	Pound Sterling
Fund domicile	United Kingdom
ISA allowable	Yes
SIPP allowable	Yes

Dealing

Minimum Investment	£500000
Minimum Top Up	£10000
Minimum Regular Saving	-
Settlement Period: Buy	3 days
Settlement Period: Sell	3 days
Pricing Basis	Forward
Dealing Decimals	2

Distribution Dates

Ex dividend date(s)	Income payment date(s)
01 February	30 April
01 August	31 October

Aims

To generate growth over the long term (5 years or more) by investing in equities (company shares) worldwide.

Performance Target: To achieve a return in excess of the MSCI AC World Index over rolling five year periods (after charges). There is no certainty or promise that the Performance Target will be achieved.

Performance Comparator: The Investment Association Global Equity Sector Average.

The MSCI AC World Index (the "Index") is a representative index of world stock markets.

The Investment Association Global Equity Sector Average (the "Sector") is a representative group of investment funds with a focus on Global equities.

Performance




Discrete performance - to last month end

	31/03/21 to 31/03/22	31/03/22 to 31/03/23	31/03/23 to 31/03/24	31/03/24 to 31/03/25	31/03/25 to 31/03/26
Fund	14.6%	1.3%	14.5%	-6.3%	5.1%
Sector	8.4%	-2.6%	16.7%	-0.3%	13.4%
Rank	77/438	70/472	347/498	471/531	438/570
Quartile	1	1	3	4	4

Annualised performance

	Annualised		
	3 Years to 31/03/26	5 Years to 31/03/26	10 Years to 31/03/26
Fund	4.1%	5.5%	8.6%
Sector	9.7%	6.9%	10.2%
Rank	427/498	261/438	200/266
Quartile	4	3	4

Fund Managers



Name: Global Equity Team
 Manager for: 42 years, 7 months

Ratings

FE Crown



Group Details

Group name	abrdn OEIC
Group address	Aberdeen Standard Fund Managers Limited PO BOX 12233 Chelmsford CM99 2EE
Group telephone	0800 33 33 53
Dealing telephone	0800 33 33 53
Email	investments_marketline@standardlife.com
Homepage	www.aberdeenstandard.com
Fax number	0131 525 9720


Important Information

- Source of portfolio data: Broadridge. Source of performance data: FE fundinfo. We can't predict the future. Past performance isn't a guide to future performance. The figures shown are intended only to demonstrate performance history of the fund, after allowing for the impact of ongoing charges, but take no account of product charges. Ongoing charges may vary in the future and may be higher than they are now. Fund performance is based upon the movement of the daily price and is shown as total return in GBP with income reinvested. The value of your investment can go down as well as up so you might get back less than you put in.
- This factsheet is for information purposes only. If there is information or terminology included that you would like to discuss, then please contact an adviser. Investors should refer to their policy documentation and supporting brochures for fund availability, investment strategy, any product information and charges. Every care has been taken in populating this output, however it must be appreciated that neither Broadridge, Prudential nor their sources guarantee the accuracy, adequacy or completeness of this information or make any warranties regarding results from its usage.

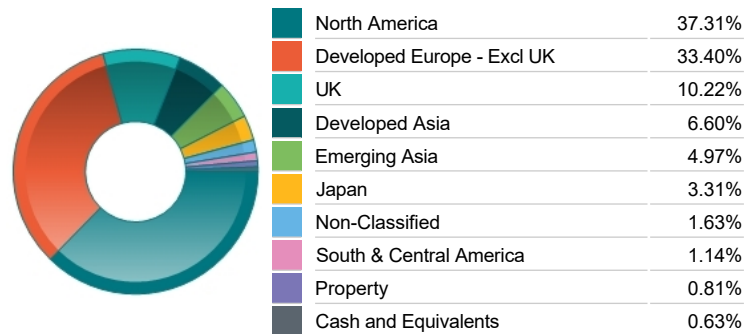
Top 10 Holdings

Name	% Weight	Sector	Country
1 MICROSOFT CORP	4.76%	Software & Computer Services	United States
2 SCHNEIDER ELECTRIC SE	3.37%	Electronic & Electrical Equipment	France
3 ASTRAZENECA	3.26%	Pharmaceuticals & Biotechnology	United Kingdom
4 LVMH MOET HENNESSY VUITTON	3.25%	Personal Goods	France
5 BOSTON SCIENTIFIC CORPORATION	3.20%	Medical Equipment & Services	United States
6 AMAZON.COM	3.19%	Retailers	United States
7 NOVO NORDISK A/S	3.06%	Pharmaceuticals & Biotechnology	Denmark
8 NESTLE S.A.	2.98%	Food Producers	Switzerland
9 TAIWAN SEMICONDUCTOR MANUFACTURING CO.	2.97%	Technology Hardware & Equipment	Taiwan
10 TJX COS INC	2.93%	Retailers	United States

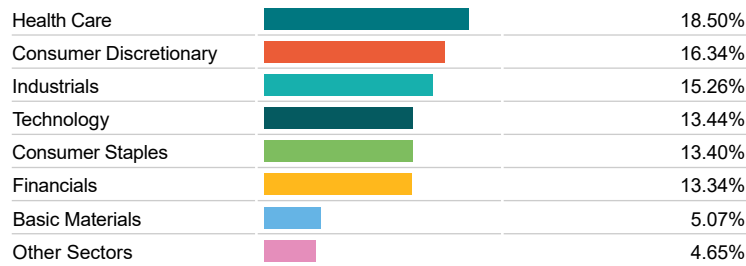
Asset Allocation



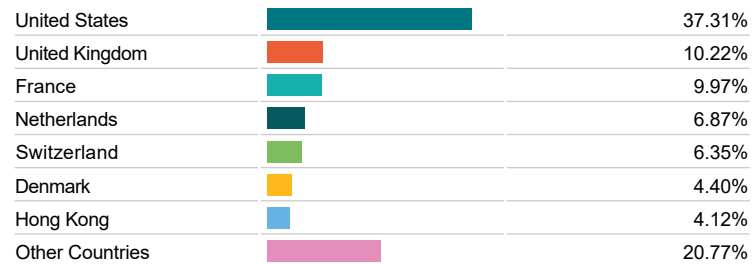
Regional Allocation




Equity Sector Breakdown



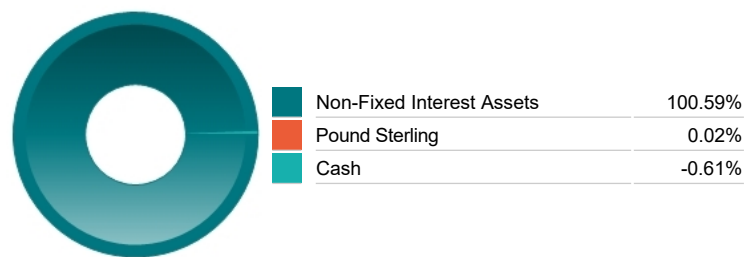
Top Country Breakdown



Breakdown By Market Cap (%)



Fixed Interest Currencies



Important Information

- The Industry Classification Benchmark is a product of FTSE International Limited and has been licensed for use.
- "Prudential" is a trading name of The Prudential Assurance Company Limited, which is registered in England and Wales. Registered office at 10 Fenchurch Avenue, London EC3M 5AG. Registered number 15454. Authorised by the Prudential Regulation Authority and regulated by the Financial Conduct Authority and the Prudential Regulation Authority.

Commentary

Global equity performance was mixed in March, as markets in the UK and Continental Europe gained on robust merger and acquisition activity, while emerging markets underperformed. Monetary policy around the world continued to be tightened: both the US Federal Reserve and European Central Bank raised interest rates by 0.25%, to 4.75% and 2.50%, respectively; while the Bank of Japan ended its five-year long policy of excess liquidity, a move seen as a precursor to a rate increase. In contrast, the Bank of England kept base rates unchanged. Global bond yields continued to rise, on increased risk aversion, and concerns over persistently strong oil prices. During the month, we took advantage of short-term weakness to add to Japanese mobile operator NTT DoCoMo, as well as Samsung Electronics, the Korean consumer electronics giant. In terms of investment strategy, we continue to favour well-managed companies, which offer strong cashflows and high dividend yields at reasonable valuations.

Important Information

- "Prudential" is a trading name of The Prudential Assurance Company Limited, which is registered in England and Wales. Registered office at 10 Fenchurch Avenue, London EC3M 5AG. Registered number 15454. Authorised by the Prudential Regulation Authority and regulated by the Financial Conduct Authority and the Prudential Regulation Authority.