

Benchmark

Benchmark	Composite
Benchmark Category	-
IA Sector	Unclassified

Identification Codes

Sedol Code	B3P2HB1
Mex Code	-
Isin Code	GB00B3P2HB11
Citi Code	IBF5

Fund Overview

Mid (26/04/2024)	£2.08
Historic yield	-
Fund size (31/07/2021)	£97.87m
Number of holdings	7145
Ongoing Charges	1.43%
Launch date	01/03/2010

Fund Charges

Entry Charge	0.00%
Ongoing Charges	1.43%

Fund Background

Valuation frequency	Daily
Valuation point	12:00
Fund type	OEIC
Launch price	£1.00
Fund currency	Pound Sterling
Fund domicile	United Kingdom
ISA allowable	Yes
SIPP allowable	Yes

Dealing

Minimum Investment	£2500000
Minimum Top Up	£35000
Minimum Regular Saving	-
Settlement Period: Buy	4 days
Settlement Period: Sell	4 days
Pricing Basis	Forward
Dealing Decimals	4

Distribution Dates

Ex dividend date(s)	Income payment date(s)
01 January	27 February

Aims

The Fund will use a broadly cautious balanced strategy with the aim of achieving capital growth over the medium to longer term

Performance



Discrete performance - to last month end

	31/03/19 to 31/03/20	31/03/20 to 31/03/21	31/03/21 to 31/03/22	31/03/22 to 31/03/23	31/03/23 to 31/03/24
Fund	-9.4%	24.2%	3.2%	-3.8%	8.3%

Annualised performance

	3 Years to 31/03/24	5 Years to 31/03/24	10 Years to 31/03/24
Fund	2.5%	3.9%	5.0%

Fund Managers



Name:	John Husselbee	James Klempster
Manager for:	7 years, 8 months	3 years, 2 months

Ratings

FE Crown



Group Details

Group name	WS Verbatim
Group address	Fintel House St Andrew's Road Huddersfield HD1 6NA
Group telephone	0844 931 1001
Dealing telephone	-
Email	-
Homepage	www.verbatimassetmanagement.co.uk/
Fax number	-

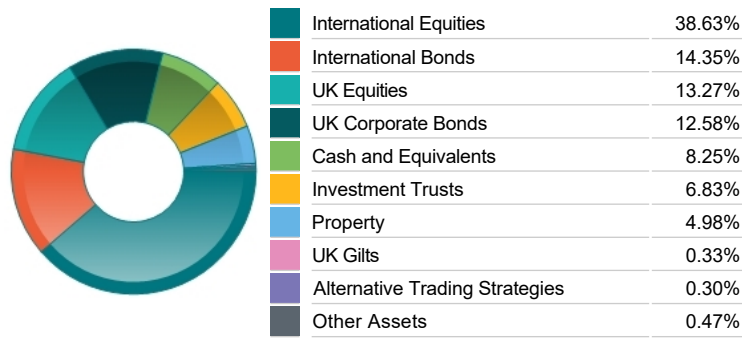
Important Information

• Source of portfolio data: Broadridge. Source of performance data: FE fundinfo. We can't predict the future. Past performance isn't a guide to future performance. The figures shown are intended only to demonstrate performance history of the fund, after allowing for the impact of ongoing charges, but take no account of product charges. Ongoing charges may vary in the future and may be higher than they are now. Fund performance is based upon the movement of the daily price and is shown as total return in GBP with income reinvested. The value of your investment can go down as well as up so you might get back less than you put in. This factsheet is for information purposes only. If there is information or terminology included that you would like to discuss, then please contact an adviser. Investors should refer to their policy documentation and supporting brochures for fund availability, investment strategy, any product information and charges. Every care has been taken in populating this output, however it must be appreciated that neither Broadridge, Prudential nor their sources guarantee the accuracy, adequacy or completeness of this information or make any warranties regarding results from its usage.

Top 10 Fund Holdings

	Name	% Weight
1	AXA Investment Managers UK Ltd Sterling Buy and Maintain Credit Class Z Gross	8.12%
2	JPMorgan US Equity Income Class C	7.58%
3	Fidelity MoneyBuilder Income Class W	6.19%
4	Royal London Corporate Bond Class M	5.07%
5	UBS US Growth Class C	4.91%
6	Fidelity Index US Class P	3.58%
7	Fidelity Special Situations Class W	3.41%
8	Liontrust GF High Yield Bond Class C8	3.39%
9	Somerset Capital Asia Income Class I	3.20%
10	Legal & General Sterling Corporate Bond Index Fund I	3.12%

Asset Allocation



Sector Breakdown

Bonds		27.32%
Financials		15.07%
Industrials		8.34%
Cash and Equivalents		8.31%
Technology		8.30%
Real Estate		7.73%
Consumer Discretionary		7.32%
Other Sectors		17.60%

Breakdown By Market Cap (%)

Mega		25.75%
Large		10.86%
Medium		11.75%
Small		5.55%
Micro		0.44%
Non-Classified		10.09%
Bonds		27.26%
Cash		8.31%

Fixed Interest Quality Profile

AAA		1.34%
AA		2.02%
A		6.55%
BBB		7.98%
Sub-Investment Grade		4.22%
Unknown Quality		5.14%
Cash and Equivalents		8.31%
Other Asset Types		64.43%

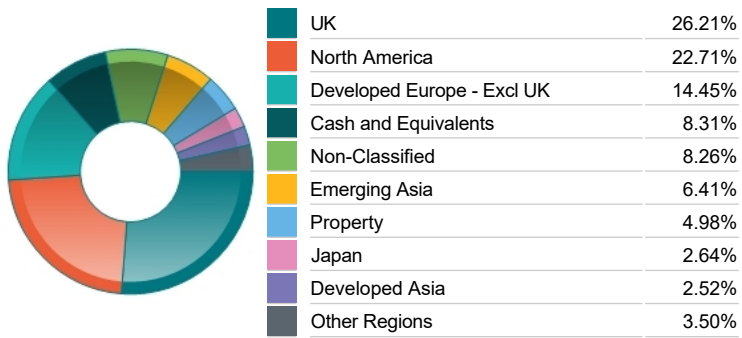
Important Information

• The Industry Classification Benchmark is a product of FTSE International Limited and has been licensed for use. "Prudential" is a trading name of The Prudential Assurance Company Limited, which is registered in England and Wales. Registered office at 10 Fenchurch Avenue, London EC3M 5AG. Registered number 15454. Authorised by the Prudential Regulation Authority and regulated by the Financial Conduct Authority and the Prudential Regulation Authority.

Top 10 Holdings

	Name	% Weight
1	Tritax Big Box REIT Plc Tritax Big Box REIT Ord GBP0.01	2.03%
2	PRIMARY HEALTH PROPERTIES	1.68%
3	ASSURA	1.64%
4	Man Asset Management Japan CoreAlpha Equity Class I H GBP	1.50%
5	MICROSOFT CORP	0.87%
6	APPLE INC	0.74%
7	Supermarket Income REIT Plc Supermarket Income REIT Plc ORD GBP0.01	0.65%
8	Civitas Social Housing Plc Civitas Social Housing Plc ORD GBP0.01	0.63%
9	TAIWAN SEMICONDUCTOR MANUFACTURING	0.54%
10	DIAGEO	0.54%

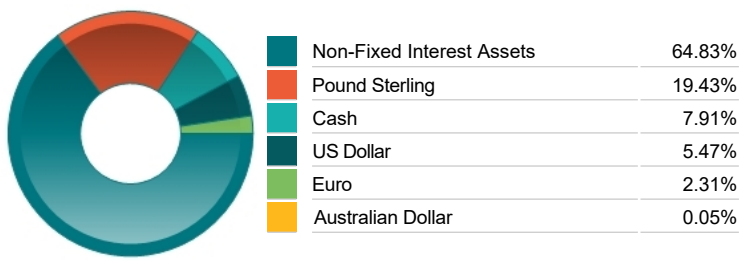
Regional Allocation



Top Country Breakdown

United Kingdom		26.21%
United States		22.43%
Cash and Equivalents		8.31%
Non-Classified		8.26%
Direct Property and REITs		4.98%
France		2.78%
Japan		2.64%
Other Countries		24.38%

Fixed Interest Currencies



Fixed Interest Maturity Profile

< 5Yr Maturity		6.61%
5Yr - 10Yr Maturity		8.57%
10Yr - 15Yr Maturity		3.40%
> 15Yr Maturity		8.68%
Cash And Equivalents		8.31%
Unknown Maturity		1.92%
Other Asset Types		62.51%