

Benchmark

Benchmark	FTSE World Europe ex UK Index
ABI Sector	Europe excluding UK Equities

Identification Codes

Sedol Code	0926258
Mex Code	VNEU
Isin Code	GB0009262584
Citi Code	VA15

Fund Overview

Bid (30/04/2026)	2616.60
Offer (30/04/2026)	2754.30
Fund size (31/03/2026)	£22.64m
Number of holdings	357
Launch date	16/04/1984

Fund Charges

Annual Management Charge (AMC)	1.00%
Further Costs	0.06%
Yearly Total	1.06%

Aims

Objective: The investment strategy of the fund is to purchase shares in European (excluding UK) companies via other M&G funds. It is a "fund of funds" holding units in several more specialised European equity funds to give access to a variety of methods for generating investment returns in differing market conditions.

Performance



Discrete performance - to last month end

	30/04/21 to 30/04/22	30/04/22 to 30/04/23	30/04/23 to 30/04/24	30/04/24 to 30/04/25	30/04/25 to 30/04/26
Fund	4.2%	11.0%	10.7%	9.2%	20.1%
Sector	-2.7%	8.9%	7.9%	2.0%	12.6%
Rank	7/160	64/160	36/160	8/161	22/161
Quartile	1	2	1	1	1

Annualised performance

	Annualised		
	3 Years to 30/04/26	5 Years to 30/04/26	10 Years to 30/04/26
Fund	13.2%	10.9%	9.5%
Sector	7.4%	5.6%	7.4%
Rank	7/160	7/160	14/155
Quartile	1	1	1

Fund Managers



Name: Life Investment Office
 Manager for: 5 years

Ratings

FE Crown



Important Information

- Because of changes in exchange rates the value of your investment, as well as any money you take from it, can go down as well as up.
- Some funds may invest in 'underlying' funds or other investment vehicles. The performance of our fund, compared to what it's invested in won't be exactly the same. That can be due to additional charges, cash management (needed to help people to enter and leave our fund when they want), tax and the timing of investments (this is known as a fund's dealing cycle, it varies between managers and can be several days).
- Source of portfolio data: Broadridge. Source of performance data: FE fundinfo. We can't predict the future. Past performance isn't a guide to future performance. The figures shown are intended only to demonstrate performance history of the fund, after allowing for the impact of fund charges and further costs, but take no account of product charges, or any Annual Management Charge paid for by the deduction of units. Charges and further costs may vary in the future and may be higher than they are now. Fund performance is based upon the movement of the daily price and is shown as total return in GBP with net income reinvested. The value of your investment can go down as well as up so you might get back less than you put in.
- This factsheet is for information purposes only. If there is information or terminology included that you would like to discuss, then please contact an adviser. Investors should refer to their policy documentation and supporting brochures for fund availability, investment strategy, any product information and charges. Every care has been taken in populating this output, however it must be appreciated that neither Broadridge, Prudential nor their sources guarantee the accuracy, adequacy or completeness of this information or make any warranties regarding results from its usage.

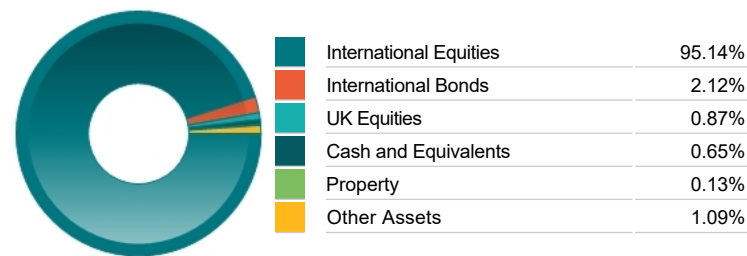
Fund Holdings

Name	% Weight	Sector	Country
1 M&G (LUX) FCP Europe ex UK Equity Fund Z1B Acc	50.20%	Managed Funds	Managed Funds
2 M&G (LUX) FCP BlackRock Europe ex UK Equity Fund Z1B Acc	29.78%	Managed Funds	Managed Funds
3 M&G European Sustain Paris Aligned Class PP GBP	19.66%	Managed Funds	Managed Funds

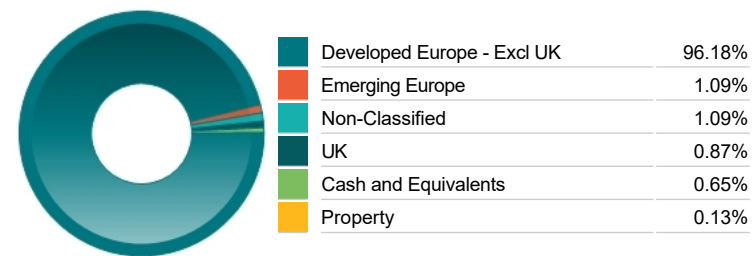
Top 10 Holdings

Name	% Weight	Sector	Country
1 SIEMENS AKTIENGESELLSCHAFT	2.44%	General Industrials	Germany
2 ROCHE HOLDING AG	2.12%	Pharmaceuticals & Biotechnology	Switzerland
3 TOTAL SE	1.87%	Non-Renewable Energy	France
4 ALLIANZ SE	1.86%	Non-life Insurance	Germany
5 NOVO NORDISK A/S	1.83%	Pharmaceuticals & Biotechnology	Denmark
6 ARCELORMITTAL INTERNATIONAL LUXEMBOURG	1.82%	Industrial Metals & Mining	Luxembourg
7 ENGIE	1.77%	Gas, Water & Multi-utilities	France
8 AIB GROUP PUBLIC LIMITED COMPANY	1.70%	Banks	Ireland
9 SCHNEIDER ELECTRIC SE	1.70%	Electronic & Electrical Equipment	France
10 BANCO BILBAO VIZCAYA ARGENTARIA SOCIEDAD ANONIMA	1.63%	Banks	Spain

Asset Allocation



Regional Allocation



Sector Breakdown

Financials	22.61%
Industrials	19.58%
Health Care	11.01%
Consumer Discretionary	9.03%
Technology	7.90%
Basic Materials	7.06%
Consumer Staples	5.99%
Other Sectors	16.83%

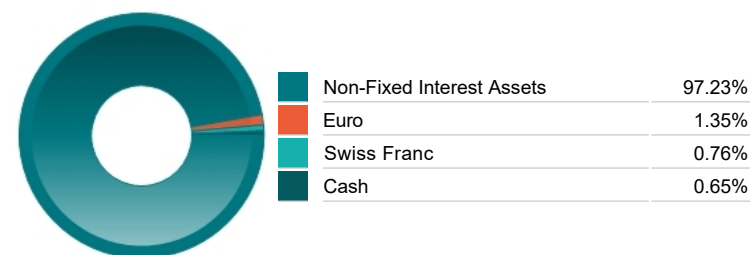
Top Country Breakdown

Germany	22.33%
France	18.27%
Netherlands	11.74%
Switzerland	9.70%
Denmark	6.09%
Spain	5.37%
Italy	4.11%
Other Countries	22.38%

Breakdown By Market Cap (%)

Mega	47.60%
Large	23.66%
Medium	6.97%
Small	0.51%
Non-Classified	18.49%
Bonds	2.12%
Cash	0.65%

Fixed Interest Currencies



Important Information

- Because of changes in exchange rates the value of your investment, as well as any money you take from it, can go down as well as up.
- The Industry Classification Benchmark is a product of FTSE International Limited and has been licensed for use.
- 'Prudential' is a trading name of The Prudential Assurance Company Limited, which is registered in England and Wales. Registered office at 10 Fenchurch Avenue, London EC3M 5AG. Registered number 15454. Authorised by the Prudential Regulation Authority and regulated by the Financial Conduct Authority and the Prudential Regulation Authority.