

### Benchmark

The performance of this Sub-fund can be compared against the performance of the Investment Association Mixed Investment 0-35% Shares Sector. This has been chosen as the most appropriate comparator for this Sub-fund as it most closely reflects the investment policy of the Sub-fund.

Benchmark Category	Comparator
IA Sector	Mixed Investment 0-35% Shares

### Identification Codes

Sedol Code	BLF9TN4
Mex Code	-
Isin Code	GB00BLF9TN47
Citi Code	BNWI

### Fund Overview

Mid (02/04/2026)	109.35p
Historic yield	2.67%
Fund size (31/01/2026)	£37.46m
Number of holdings	3549
Ongoing Charges	0.72%
Launch date	28/10/2020

### Fund Charges

Entry Charge	0.00%
Ongoing Charges	0.72%

### Fund Background

Valuation frequency	Daily
Valuation point	12:00
Fund type	OEIC
Launch price	£100.00
Fund currency	Pound Sterling
Fund domicile	United Kingdom
ISA allowable	Yes
SIPP allowable	Yes

### Dealing

Minimum Investment	-
Minimum Top Up	-
Minimum Regular Saving	-
Settlement Period: Buy	4 days
Settlement Period: Sell	4 days
Pricing Basis	None
Dealing Decimals	-

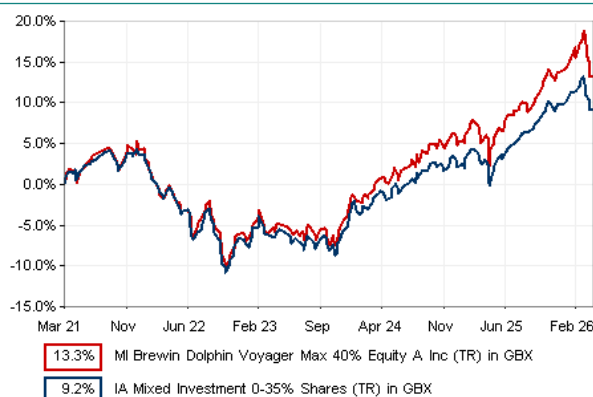
### Distribution Dates

Ex dividend date(s)	Income payment date(s)
01 December	31 January
01 March	30 April
01 June	31 July
01 September	31 October

### Aims

The Sub-fund aims to deliver capital growth and income through an exposure to equities of up to 40%.

### Performance



### Discrete performance - to last month end

	31/03/21 to 31/03/22	31/03/22 to 31/03/23	31/03/23 to 31/03/24	31/03/24 to 31/03/25	31/03/25 to 31/03/26
Fund	-0.2%	-5.2%	6.4%	5.1%	7.0%
Sector	-0.2%	-5.9%	5.9%	3.3%	6.4%
Rank	34/54	27/57	31/60	5/63	22/65
Quartile	3	2	3	1	2

### Annualised performance

	Annualised		
	3 Years to 31/03/26	5 Years to 31/03/26	10 Years to 31/03/26
Fund	6.2%	2.5%	n/a
Sector	5.2%	1.8%	2.9%
Rank	17/60	21/54	n/a
Quartile	2	2	n/a

### Ratings

FE Crown



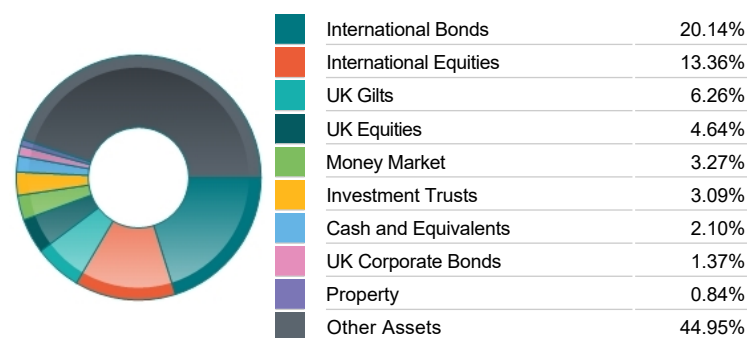
### Group Details

Group name	MI RBC Brewin Dolphin Voyager
Group address	Maitland Administration Services Limited Hamilton Centre Rodney Way Chelmsford Essex CM1 3BY United Kingdom.
Group telephone	01245 398955
Dealing telephone	-
Email	ClientServicesChelmsford@maitlandgroup.com
Homepage	www.maitlandgroup.com
Fax number	-

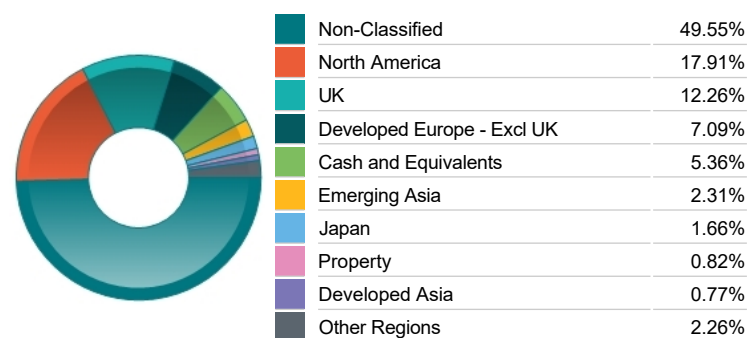
Top 10 Holdings

Name	% Weight	Sector	Country
1 PNRTR 0.00% 040934	4.12%	Bonds	Canada
2 ½% Treasury Gilt 2026	2.09%	Bonds	United Kingdom
3 4¼% Treasury Gilt 2028	1.12%	Bonds	United Kingdom
4 3¾% Treasury Gilt 2053	0.69%	Bonds	United Kingdom
5 Sequoia Investment Management Company Sequoia Economic Infrastructure Income Fund Ord NPV	0.69%	Bonds	Non-Classified
6 Baillie Gifford & Co Limited Scottish Mortgage Investment Trust Plc Ord GBP0.05	0.62%	Non-Classified	Non-Classified
7 4½% Treasury Gilt 2028	0.51%	Bonds	United Kingdom
8 4¼% Treasury Gilt 2043	0.49%	Bonds	United Kingdom
9 T 3.875% 310730	0.40%	Bonds	United States
10 4¼% Treasury Gilt 2034	0.39%	Bonds	United Kingdom

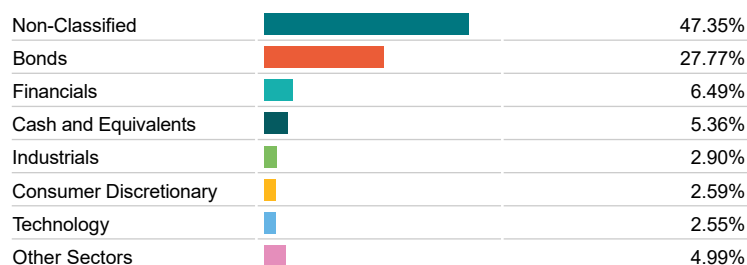
Asset Allocation



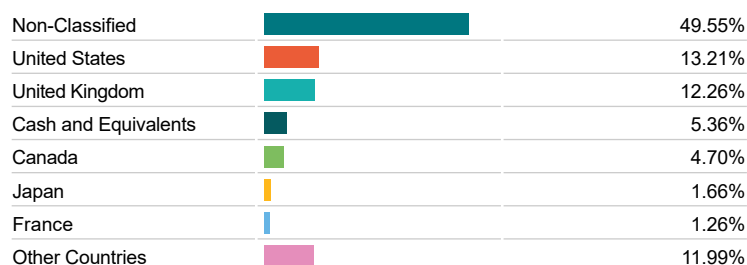
Regional Allocation



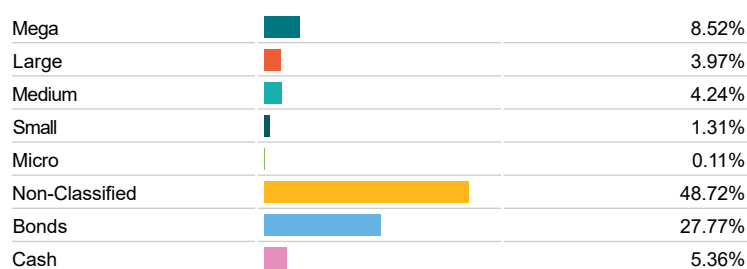
Bond Sector Breakdown



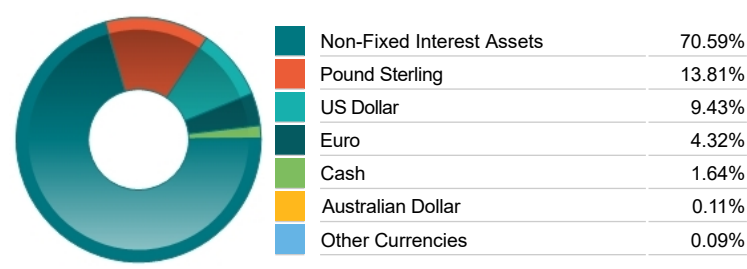
Top Country Breakdown



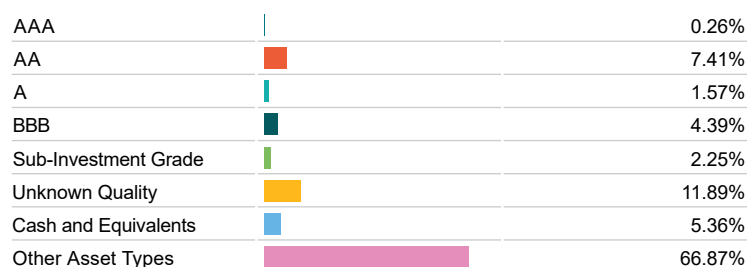
Breakdown By Market Cap (%)



Fixed Interest Currencies



Fixed Interest Quality Profile



Fixed Interest Maturity Profile

