

Benchmark

Benchmark	The Comparative Index: The World Allocation 80/20 Fund Custom Benchmark is comprised of 80% MSCI World All Country Index + 20% FTSE World Govt. Bond Index 1-5 YR (Hedged)	
Benchmark Category	-	
IA Sector	Unclassified	

Identification Codes

Sedol Code	BYTYV18
Mex Code	-
Isin Code	IE00BYTYV184
Citi Code	MT8P

Fund Overview

Mid (21/08/2025)	£22.79
Historic yield	-
Fund size (30/06/2025)	£2083.94m
Number of holdings	45582
Ongoing Charges	0.35%
Launch date	08/10/2015

Fund Charges

Entry Charge	0.00%
Ongoing Charges	0.35%

Fund Background

Valuation frequency	Daily
Valuation point	21:00
Fund type	OEIC
Launch price	£10.00
Fund currency	Pound Sterling
Fund domicile	Ireland
ISA allowable	Yes
SIPP allowable	Yes

Dealing

Minimum Investment	-
Minimum Top Up	-
Minimum Regular Saving	-
Settlement Period: Buy	3 days
Settlement Period: Sell	3 days
Pricing Basis	Forward
Dealing Decimals	3

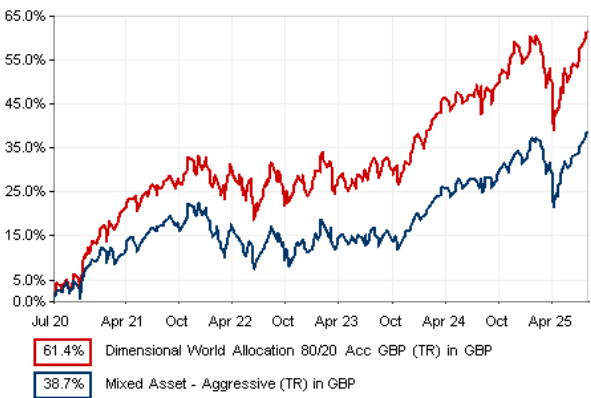
Distribution Dates

Ex dividend date(s)	Income payment date(s)
30 May	06 June
28 November	05 December

Aims

The investment objective of the World Allocation 80/20 Fund is to achieve long-term total return.

Performance



Discrete performance - to last month end

	31/07/20 to 31/07/21	31/07/21 to 31/07/22	31/07/22 to 31/07/23	31/07/23 to 31/07/24	31/07/24 to 31/07/25
Fund	25.6%	1.6%	4.2%	12.6%	7.9%
Sector	16.5%	-2.5%	2.7%	9.7%	8.3%
Rank	4/84	20/90	32/93	21/102	56/105
Quartile	1	1	2	1	3

Annualised performance

	Annualised		
	3 Years to 31/07/25	5 Years to 31/07/25	10 Years to 31/07/25
Fund	8.2%	10.0%	n/a
Sector	6.9%	6.8%	6.3%
Rank	28/93	6/83	n/a
Quartile	2	1	n/a

Fund Managers



Name: Team Managed  
Manager for: 9 years, 10 months

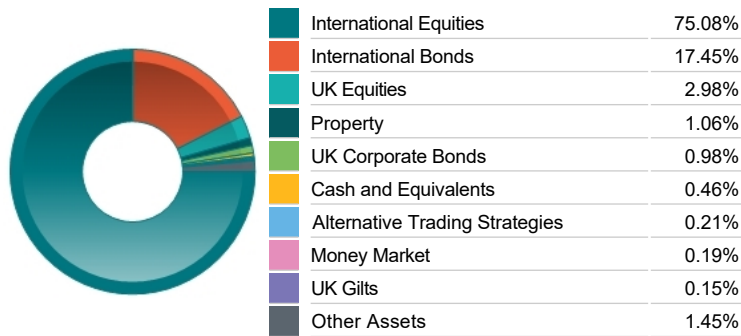
Group Details

Group name	Dimensional Fund Advisors Ltd
Group address	20 Triton St, London NW1 3BF London W1J 7AJ
Group telephone	020 3033 3300
Dealing telephone	-
Email	EMEA_CRG@dimensional.com
Homepage	https://eu.dimensional.com
Fax number	-

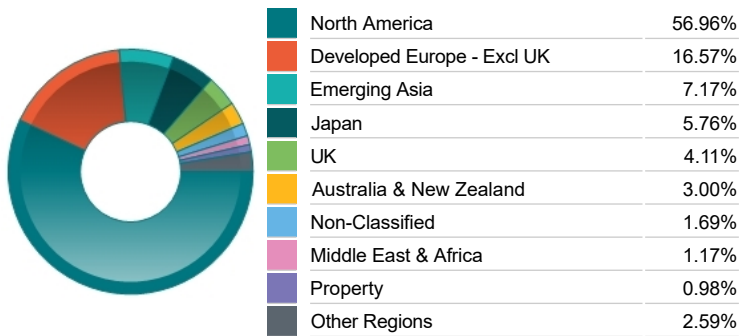
Top 10 Holdings

Name	% Weight	Sector	Country
1 NVIDIA CORPORATION	1.58%	Technology Hardware & Equipment	United States
2 MICROSOFT CORPORATION	1.38%	Software & Computer Services	United States
3 AMAZON.COM	1.36%	Retailers	United States
4 APPLE	1.22%	Technology Hardware & Equipment	United States
5 META PLATFORMS	0.66%	Software & Computer Services	United States
6 JPMORGAN CHASE & CO	0.56%	Banks	United States
7 TAIWAN SEMICONDUCTOR MANUFACTURING COMPANY LIMITED	0.44%	Technology Hardware & Equipment	Taiwan
8 ALPHABET	0.41%	Software & Computer Services	United States
9 BERKSHIRE HATHAWAY	0.40%	Investment Banking & Brokerage Services	United States
10 JOHNSON & JOHNSON	0.37%	Pharmaceuticals & Biotechnology	United States

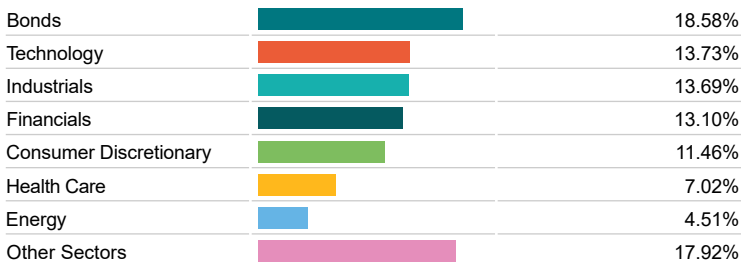
Asset Allocation



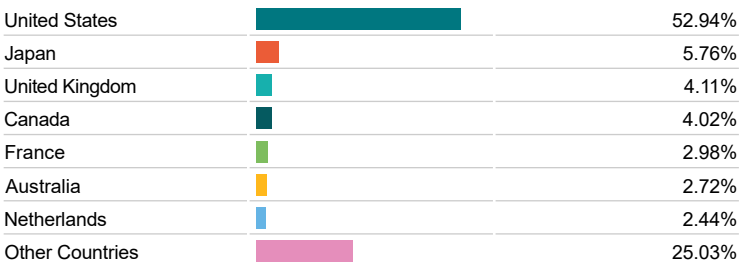
Regional Allocation



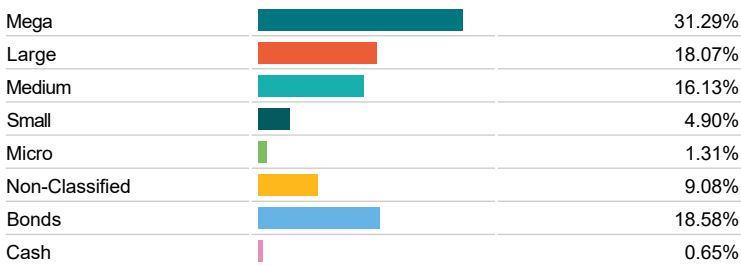
Bond Sector Breakdown



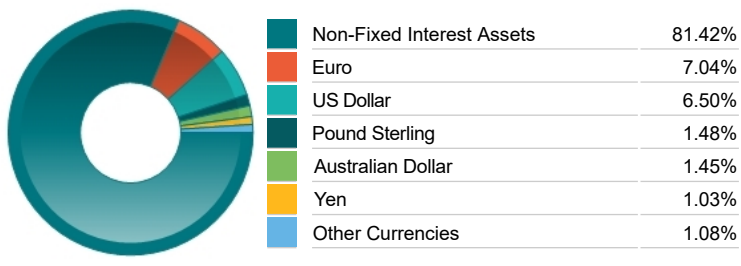
Top Country Breakdown



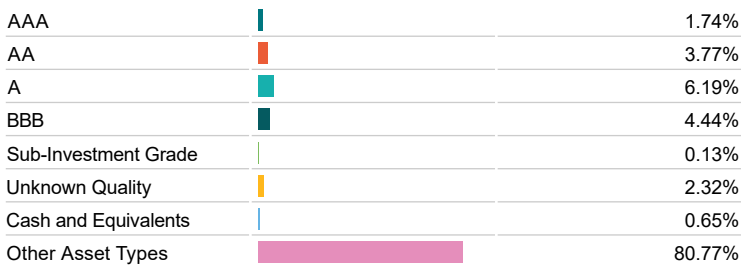
Breakdown By Market Cap (%)



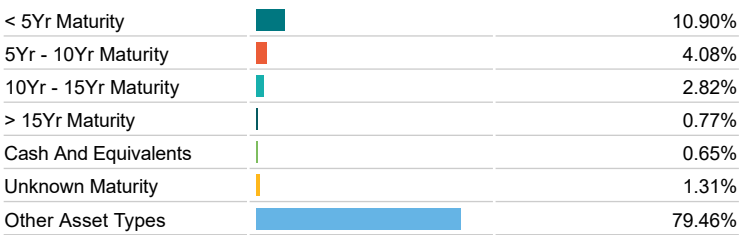
Fixed Interest Currencies



Fixed Interest Quality Profile



Fixed Interest Maturity Profile



Important Information

- The Industry Classification Benchmark is a product of FTSE International Limited and has been licensed for use.
- "Prudential" is a trading name of The Prudential Assurance Company Limited, which is registered in England and Wales. Registered office at 10 Fenchurch Avenue, London EC3M 5AG. Registered number 15454. Authorised by the Prudential Regulation Authority and regulated by the Financial Conduct Authority and the Prudential Regulation Authority.