

Benchmark

Benchmark	HSBC Global Mining, Gold and Energy Index (Net)
Benchmark Category	-
IA Sector	Specialist

Identification Codes

Sedol Code	B61M943
Mex Code	C5EDND
Isin Code	GB00B61M9437
Citi Code	GPUN

Fund Overview

Mid (01/08/2025)	60.19p
Historic yield	2.66%
Fund size (30/06/2025)	£755.46m
Number of holdings	219
Ongoing Charges	0.90%
Launch date	08/10/2012

Fund Charges

Entry Charge	0.00%
Ongoing Charges	0.90%

Fund Background

Valuation frequency	Daily
Valuation point	12:00
Fund type	ICVC
Launch price	£0.50
Fund currency	Pound Sterling
Fund domicile	United Kingdom
ISA allowable	Yes
SIPP allowable	Yes

Dealing

Minimum Investment	£5000000
Minimum Top Up	£100000
Minimum Regular Saving	-
Settlement Period: Buy	3 days
Settlement Period: Sell	3 days
Pricing Basis	Forward
Dealing Decimals	3

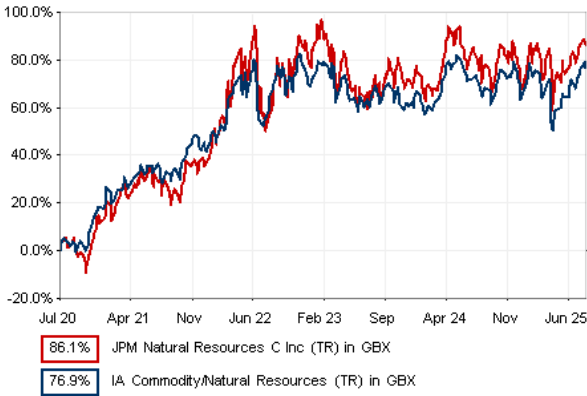
Distribution Dates

Ex dividend date(s)	Income payment date(s)
31 January	30 April

Aims

The Fund aims to invest primarily in the shares of companies throughout the world engaged in the production and marketing of commodities. The fund aims to provide capital growth over the long term.

Performance



Discrete performance - to last month end

	31/07/20 to 31/07/21	31/07/21 to 31/07/22	31/07/22 to 31/07/23	31/07/23 to 31/07/24	31/07/24 to 31/07/25
Fund	29.6%	25.2%	5.3%	4.8%	3.9%
Sector	32.7%	24.2%	2.1%	3.1%	2.1%
Rank	21/27	9/29	15/29	20/30	9/32
Quartile	4	2	2	3	2

Annualised performance

	3 Years to 31/07/25	5 Years to 31/07/25	10 Years to 31/07/25
Fund	4.7%	13.2%	11.3%
Sector	2.4%	12.1%	9.2%
Rank	11/29	10/27	4/21
Quartile	2	2	1

Fund Managers



Name:	Christopher Korpan	Neil Gregson
Manager for:	8 years, 6 months	13 years, 6 months

Ratings

FE Crown



Group Details

Group name	JPMorgan Asset Management
Group address	60 Victoria Embankment London EC4Y 0JP United Kingdom
Group telephone	0800 727 770
Dealing telephone	0207 742 9909
Email	ifaenquiry@jpmorgan.com
Homepage	www.jpmorganassetmanagement.com/
Fax number	0207 742 9010

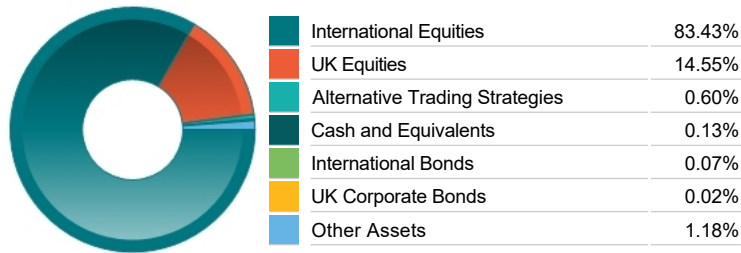
Important Information

- Source of portfolio data: Broadridge. Source of performance data: FE fundinfo. We can't predict the future. Past performance isn't a guide to future performance. The figures shown are intended only to demonstrate performance history of the fund, after allowing for the impact of ongoing charges, but take no account of product charges. Ongoing charges may vary in the future and may be higher than they are now. Fund performance is based upon the movement of the daily price and is shown as total return in GBP with income reinvested. The value of your investment can go down as well as up so you might get back less than you put in.
- This factsheet is for information purposes only. If there is information or terminology included that you would like to discuss, then please contact an adviser. Investors should refer to their policy documentation and supporting brochures for fund availability, investment strategy, any product information and charges. Every care has been taken in populating this output, however it must be appreciated that neither Broadridge, Prudential nor their sources guarantee the accuracy, adequacy or completeness of this information or make any warranties regarding results from its usage.

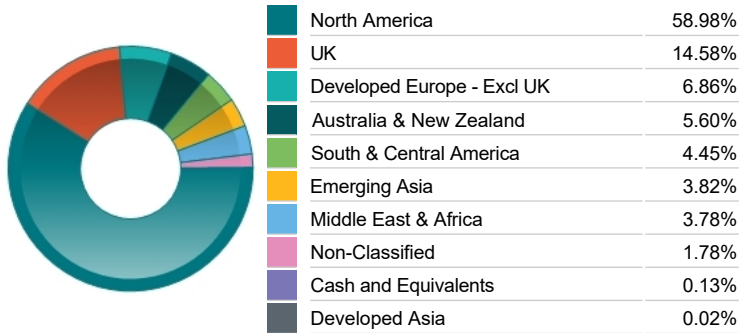
Top 10 Holdings

Name	% Weight	Sector	Country
1 EXXON MOBIL CORPORATION	6.21%	Non-Renewable Energy	United States
2 RIO TINTO	5.02%	Industrial Metals & Mining	United Kingdom
3 SHELL	4.13%	Non-Renewable Energy	United Kingdom
4 AGNICO EAGLE MINES LTD	3.46%	Precious Metals & Mining	Canada
5 WHEATON PRECIOUS METALS CORP.	3.35%	Precious Metals & Mining	Canada
6 SOUTHERN COPPER CORPORATION	3.23%	Industrial Metals & Mining	United States
7 TOTAL SE	2.92%	Non-Renewable Energy	France
8 KINROSS GOLD CORPORATION	2.83%	Precious Metals & Mining	Canada
9 EOG RESOURCES	2.65%	Non-Renewable Energy	United States
10 NEWMONT CORPORATION	2.55%	Precious Metals & Mining	United States

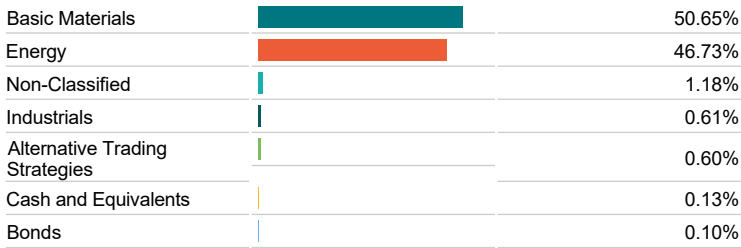
Asset Allocation



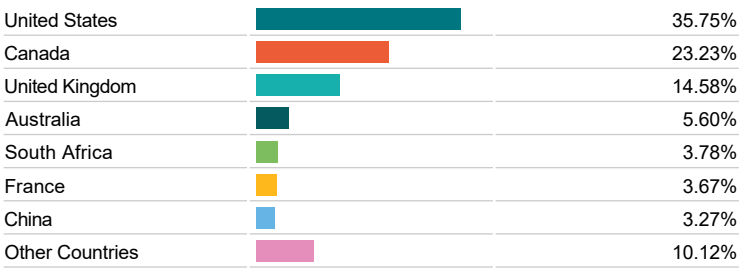
Regional Allocation



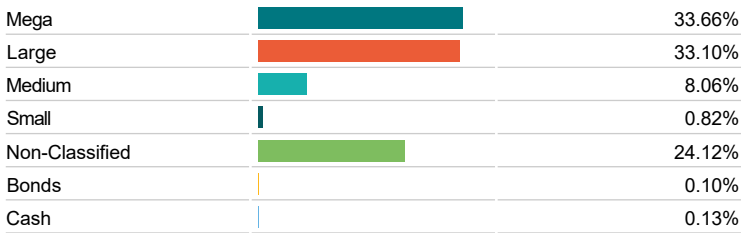
Equity Sector Breakdown



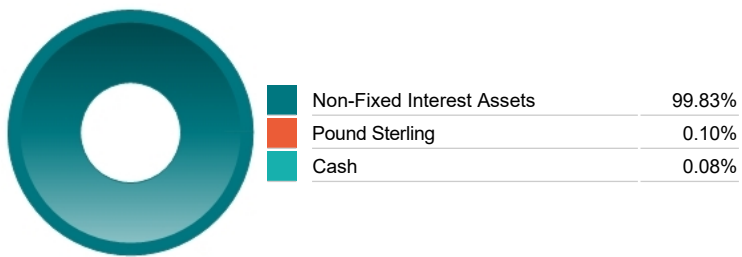
Top Country Breakdown



Breakdown By Market Cap (%)



Fixed Interest Currencies



Important Information

- The Industry Classification Benchmark is a product of FTSE International Limited and has been licensed for use.
- "Prudential" is a trading name of The Prudential Assurance Company Limited, which is registered in England and Wales. Registered office at 10 Fenchurch Avenue, London EC3M 5AG. Registered number 15454. Authorised by the Prudential Regulation Authority and regulated by the Financial Conduct Authority and the Prudential Regulation Authority.