

Benchmark

Benchmark	IA Sterling Strategic Bond sector average
Sector	ABI Sterling Strategic Bond

Identification Codes

Sedol Code	B3BW038
Mex Code	PUARTE
Isin Code	GB00B3BW0386
Citi Code	D9U3

Fund Overview

Bid (24/06/2019)	181.50
Offer (24/06/2019)	191.00
Fund size (31/05/2019)	£5.84m
Underlying Fund size	£1220.35m
Number of holdings	147
Launch date	20/10/2008

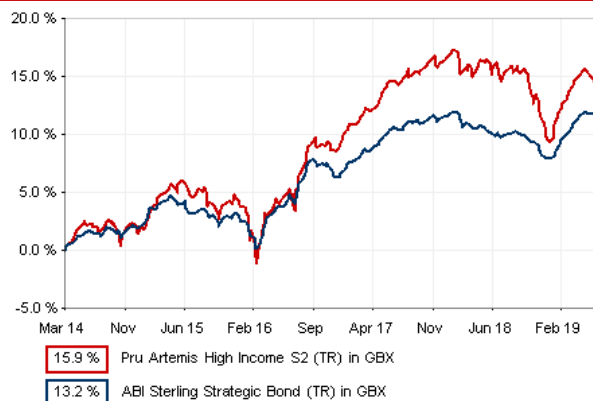
Fund Charges

Base Annual Management Charge (AMC)	1.50%
Additional Charges	0.07%
Total Charges	1.57%

Aims

The investment strategy of the fund is to purchase units in the Artemis High Income Fund. That fund aims to achieve a higher than average initial yield, combined with the prospect of rising income and some capital growth over the long-term. The emphasis of the fund will be investment in UK fixed-interest investments and preference shares, however, the Manager has the flexibility to invest in all economic sectors worldwide and in equities.

Performance



Discrete performance - to last month end

	31/05/14 to 31/05/15	31/05/15 to 31/05/16	31/05/16 to 31/05/17	31/05/17 to 31/05/18	31/05/18 to 31/05/19
Fund	4.0%	-1.1%	9.1%	0.7%	-0.8%
Sector	2.9%	0.0%	5.9%	-0.4%	1.7%
Rank	55/128	119/133	14/136	39/138	138/138
Quartile	2	4	1	2	4

Annualised performance

	Annualised		
	3 Years to 31/05/19	5 Years to 31/05/19	10 Years to 31/05/19
Fund	2.9%	2.3%	6.8%
Sector	2.4%	2.0%	5.6%
Rank	76/136	81/128	43/97
Quartile	3	3	2

Fund Managers



Name: Alex Ralph
Manager of the underlying fund for: 5 years, 4 months


Important Information

- Source of portfolio data: FundsLibrary. Source of performance data: Financial Express (FE). Please remember that past performance is not a reliable indicator of future performance. The figures shown are intended only to demonstrate performance history of the fund and take no account of product charges, or the Annual Management Charge for any available PruFund funds. The application of charges may impact the overall performance. Please also note that our charges may vary in the future and may be higher than they are now. Fund Performance is based upon the movement of the daily price and is shown as total return in GBP with net income reinvested. The value of your investment can go down as well as up and you may not get back the amount you put in.
- This factsheet is for information purposes only. If there is information or terminology included that you would like to discuss, then please contact an adviser. Investors should refer to their policy documentation and supporting brochures for fund availability, investment strategy, any product information and charges. Every care has been taken in populating this output, however it must be appreciated that neither FundsLibrary, Prudential nor their sources guarantee the accuracy, adequacy or completeness of this information or make any warranties regarding results from its usage.

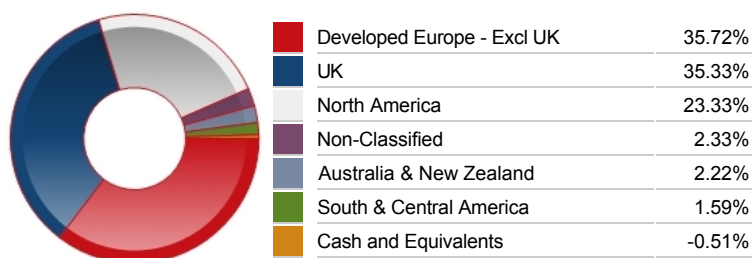
Top 10 Holdings

Name	% Weight	Sector	Country
1 US TREASURY N/B 3.125% 11/15/2028	6.70%	Bonds	United States
2 US TREASURY N/B 2.625% 02/15/2029	4.74%	Bonds	United States
3 PHOENIX GRP HLD PLC	1.41%	Life Insurance	United Kingdom
4 ENEL SPA 6.625% 2076	1.23%	Electricity	Italy
5 BURFORD CAPITAL LTD USD 6.125% 2025 (NEW)	1.17%	Bonds	United Kingdom
6 ARGENTUM NETHERLANDS BV FOR SWISS RE LTD CALLABLE BOND VARIABLE 15/AUG/2050 USD 1000	1.15%	Nonlife Insurance	Non-Classified
7 RBS CAPITAL TRUST II 6.425%	1.14%	Banks	United States
8 TULLOW OIL PLC CALLABLE NOTES FIXED 7% 01/MAR/2025 USD 1000	1.12%	Bonds	United Kingdom
9 CREDIT SUISSE GROUP AG CALLABLE NOTES VARIABLE 29/DEC/2049 USD 1000	1.10%	Banks	Switzerland
10 AMERICA MOVIL SAB DE CV CALLABLE NOTES VARIABLE 06/SEP/2073 GBP 1000	1.10%	Mobile Telecommunications	Mexico

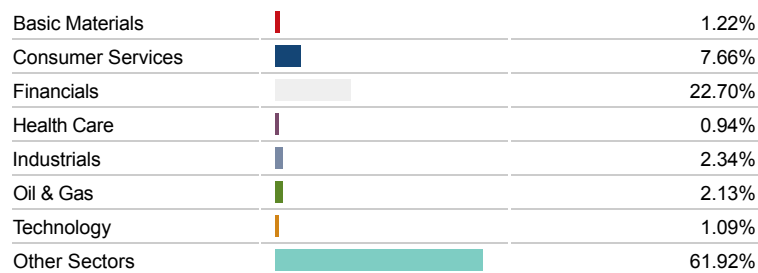
Asset Allocation



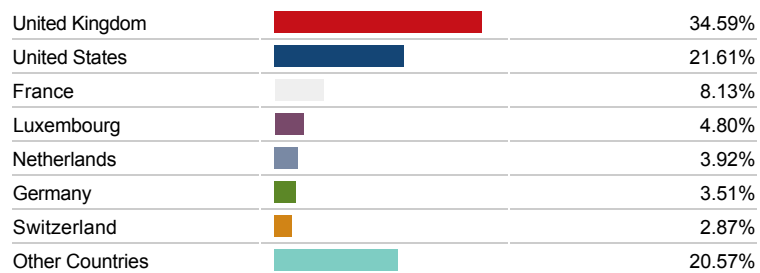
Regional Allocation



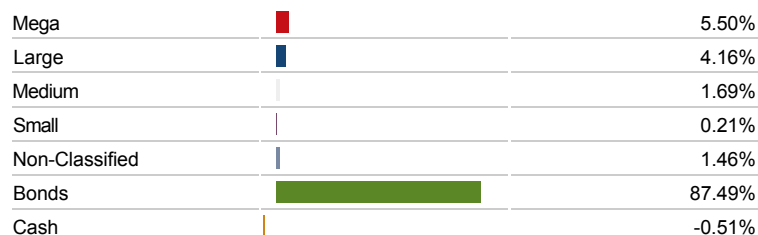
Bond Sector Breakdown




Top Country Breakdown



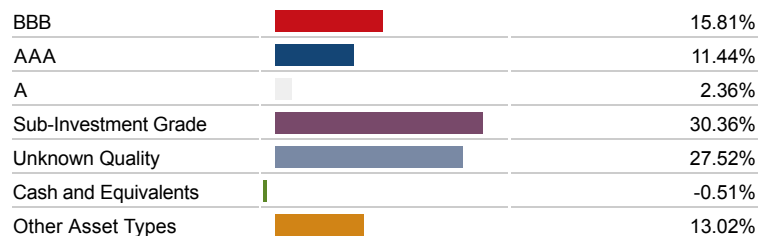
Breakdown By Market Cap (%)



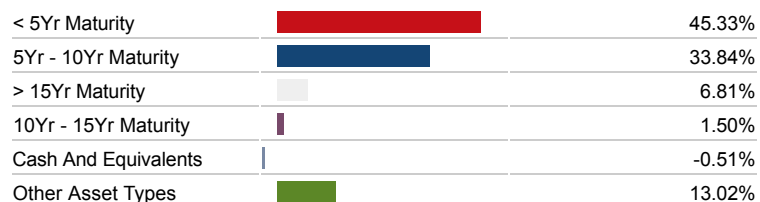
Fixed Interest Currencies



Fixed Interest Quality Profile



Fixed Interest Maturity Profile



Important Information

- The Industry Classification Benchmark is a product of FTSE International Limited and has been licensed for use.
- "Prudential" is a trading name of The Prudential Assurance Company Limited (PACL), which is registered in England and Wales. This name is also used by other companies within the Prudential Group. Registered office at 10 Fenchurch Avenue, London EC3M 5AG. Registered number 15454. Authorised by the Prudential Regulation Authority and regulated by the Financial Conduct Authority and the Prudential Regulation Authority.