

Benchmark

Benchmark	MSCI World Index (Net Luxembourg tax)
Sector	OI Global Equities

Identification Codes

Sedol Code	B0MSS74
Mex Code	SBFDGB
Isin Code	IE00B0MSS742
Citi Code	TJ77

Fund Overview

Bid (05/08/2022)	2.96
Offer (05/08/2022)	3.11
Fund size (30/06/2022)	\$2.15m
Underlying Fund size	£733.19m
Number of holdings	208
Launch date	28/10/2005

Fund Charges

Annual Management Charge (AMC)	1.90%
Further Costs	0.43%
Yearly Total	2.33%

Aims

Objective: The investment strategy of the fund is to purchase units in the Fidelity Global Focus Fund (USD) - the underlying fund.

Underlying Fund Objective: The fund aims to achieve long-term capital growth from a portfolio primarily invested in stocks across the world's stock markets. The manager is free to select any company regardless of size, industry or location and will concentrate its investments in a more limited number of companies and therefore the resulting portfolio will be less diversified. As this fund may invest globally, it may be exposed to countries considered to be emerging markets. The fund is actively managed. The Investment Manager will, when selecting investments for the fund and for the purposes of monitoring risk consider the MSCI ACWI Index (the "Index") as the Index constituents are representative of the type of companies the fund invests in. The fund's performance can be assessed against Index. The fund is denominated in US dollars.

Performance




Discrete performance - to last month end

	31/07/17 to 31/07/18	31/07/18 to 31/07/19	31/07/19 to 31/07/20	31/07/20 to 31/07/21	31/07/21 to 31/07/22
Fund	12.9%	2.4%	9.0%	35.6%	-17.2%
Sector	8.0%	0.5%	4.7%	31.9%	-15.4%
Rank	43/372	171/406	103/425	109/460	329/500
Quartile	1	2	1	1	3

Annualised performance

	Annualised		
	3 Years to 31/07/22	5 Years to 31/07/22	10 Years to 31/07/22
Fund	7.0%	7.2%	8.6%
Sector	5.3%	4.9%	6.4%
Rank	119/424	77/371	55/231
Quartile	2	1	1

Fund Managers



Name: Oliver Trimmingham Ashish Kochar
 Manager of the underlying fund for: 1 years, 1 months 0 years, 10 months

Ratings

FE Crown



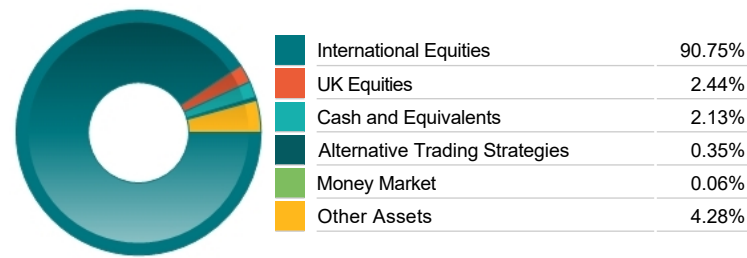
Important Information

- Because of changes in exchange rates the value of your investment, as well as any money you take from it, can go down as well as up.
- Some funds may invest in 'underlying' funds or other investment vehicles. The performance of our fund, compared to what it's invested in won't be exactly the same. That can be due to additional charges, cash management (needed to help people to enter and leave our fund when they want), tax and the timing of investments (this is known as a fund's dealing cycle, it varies between managers and can be several days).
- Source of portfolio data: Broadridge. Source of performance data: FE fundinfo. We can't predict the future. Past performance isn't a guide to future performance. The figures shown are intended only to demonstrate performance history of the fund, after allowing for the impact of fund charges and further costs, but take no account of product charges, or any Annual Management Charge paid for by the deduction of units. Charges and further costs may vary in the future and may be higher than they are now. Fund performance is based upon the movement of the daily price and is shown as total return in the fund's currency of denomination with gross income reinvested. The value of your investment can go down as well as up so you might get back less than you put in.
- This factsheet is for information purposes only. If there is information or terminology included that you would like to discuss, then please contact an adviser. Investors should refer to their policy documentation and supporting brochures for fund availability, investment strategy, any product information and charges. Every care has been taken in populating this output, however it must be appreciated that neither Broadridge, Prudential nor their sources guarantee the accuracy, adequacy or completeness of this information or make any warranties regarding results from its usage.

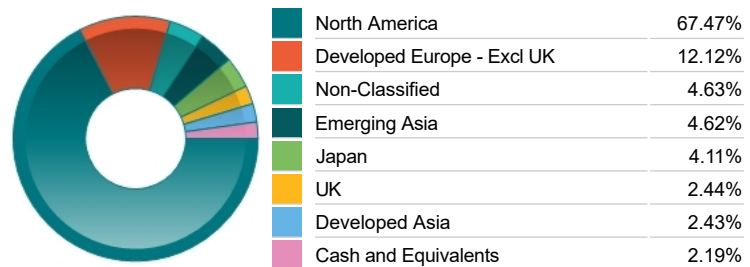
Top 10 Holdings

Name	% Weight	Sector	Country
1 MICROSOFT CORP	5.77%	Software & Computer Services	United States
2 ALPHABET INC	4.45%	Software & Computer Services	United States
3 AMAZON.COM	3.70%	Retailers	United States
4 UNITEDHEALTH GROUP INCORPORATED	3.41%	Health Care Providers	United States
5 BERKSHIRE HATHAWAY INC	3.35%	Investment Banking & Brokerage Services	United States
6 CANADIAN PACIFIC RAILWAY LTD	2.71%	Industrial Transportation	Canada
7 GALLAGHER (ARTHUR J) & CO	2.59%	Non-life Insurance	United States
8 NESTLE S.A.	2.20%	Food Producers	Switzerland
9 VINCI SA	2.06%	Construction & Materials	France
10 S&P GLOBAL INC	1.97%	Finance & Credit Services	United States

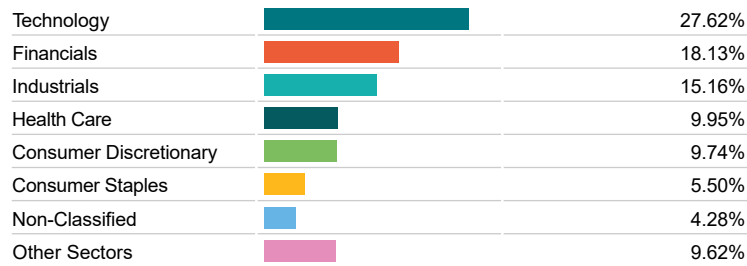
Asset Allocation



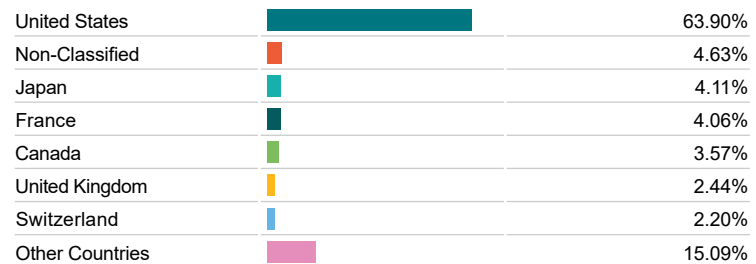
Regional Allocation



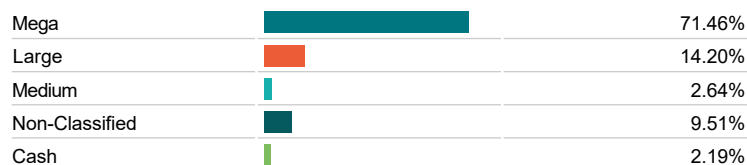
Equity Sector Breakdown



Top Country Breakdown



Breakdown By Market Cap (%)



Fixed Interest Currencies



Important Information

- Because of changes in exchange rates the value of your investment, as well as any money you take from it, can go down as well as up.
- The Industry Classification Benchmark is a product of FTSE International Limited and has been licensed for use.
- The registered office of Prudential International is in Ireland at Montague House, Adelaide Road, Dublin 2. Prudential International is a marketing name of Prudential International Assurance plc, a life assurance company operating from Ireland. Registration No. 209956. Prudential International Assurance plc is authorised and regulated by the Central Bank of Ireland and in the context of its UK regulated activities only, is deemed authorised by the Prudential Regulation Authority and subject to regulation by the Financial Conduct Authority and limited regulation by the Prudential Regulation Authority. Details of the Temporary Permissions Regime, which allows EEA-based firms to operate in the UK for a limited period while seeking full authorisation, are available on the Financial Conduct Authority's website. Prudential International is part of the same corporate group as The Prudential Assurance Company Limited. Both The Prudential Assurance Company Limited and Prudential International are direct and indirect subsidiaries respectively of M&G plc, a company incorporated in the United Kingdom. The Prudential Assurance Company Limited is not affiliated in any manner with Prudential Financial, Inc, a company whose principal place of business is in the United States of America or Prudential plc, an international group incorporated in the United Kingdom.