

Benchmark

Benchmark	MSCI World Index
Benchmark Category	Target
IA Sector	Global

Identification Codes

Sedol Code	B556Q87
Mex Code	-
Isin Code	GB00B556Q879
Citi Code	OZE3

Fund Overview

Mid (10/12/2025)	3686.38p
Historic yield	1.38%
Fund size (31/10/2025)	£751.09m
Number of holdings	270
Ongoing Charges	0.70%
Launch date	19/12/1967

Fund Charges

Entry Charge	0.00%
Ongoing Charges	0.70%

Fund Background

Valuation frequency	Daily
Valuation point	12:00
Fund type	OEIC
Launch price	\$0.05
Fund currency	Pound Sterling
Fund domicile	United Kingdom
ISA allowable	Yes
SIPP allowable	Yes

Dealing

Minimum Investment	-
Minimum Top Up	-
Minimum Regular Saving	-
Settlement Period: Buy	3 days
Settlement Period: Sell	3 days
Pricing Basis	Forward
Dealing Decimals	3

Aims

The Fund aims to: • Provide a higher total return (capital growth plus income), net of the Ongoing Charge Figure, than that of the MSCI World Index over any five-year period; and • As its Sustainability Goal, support the mitigation of climate change by investing at least 70% of the Fund in companies that contribute towards the Paris Agreement climate change goal\* and have the potential to reduce their contribution to climate change determined by their potential to decarbonise their operations over time and ultimately reach Net Zero.

Performance



Discrete performance - to last month end

	30/11/20 to 30/11/21	30/11/21 to 30/11/22	30/11/22 to 30/11/23	30/11/23 to 30/11/24	30/11/24 to 30/11/25
Fund	22.7%	-0.2%	11.5%	18.9%	2.0%

Annualised performance

	3 Years to 30/11/25	5 Years to 30/11/25	10 Years to 30/11/25
Fund	10.6%	10.6%	11.9%

Fund Managers



Name: John William Olsen  
Manager for: 11 years, 5 months

Ratings

FE Crown



Group Details

Group name	M&G Investments
Group address	10 Fenchurch Avenue London EC3M 5AG United Kingdom
Group telephone	0800 390 390
Dealing telephone	0800 328 3196
Email	info@mandg.co.uk
Homepage	www.mandg.co.uk
Fax number	-


Important Information

- Source of portfolio data: Broadridge. Source of performance data: FE fundinfo. We can't predict the future. Past performance isn't a guide to future performance. The figures shown are intended only to demonstrate performance history of the fund, after allowing for the impact of ongoing charges, but take no account of product charges. Ongoing charges may vary in the future and may be higher than they are now. Fund performance is based upon the movement of the daily price and is shown as total return in GBP with income reinvested. The value of your investment can go down as well as up so you might get back less than you put in.
- This factsheet is for information purposes only. If there is information or terminology included that you would like to discuss, then please contact an adviser. Investors should refer to their policy documentation and supporting brochures for fund availability, investment strategy, any product information and charges. Every care has been taken in populating this output, however it must be appreciated that neither Broadridge, Prudential nor their sources guarantee the accuracy, adequacy or completeness of this information or make any warranties regarding results from its usage.

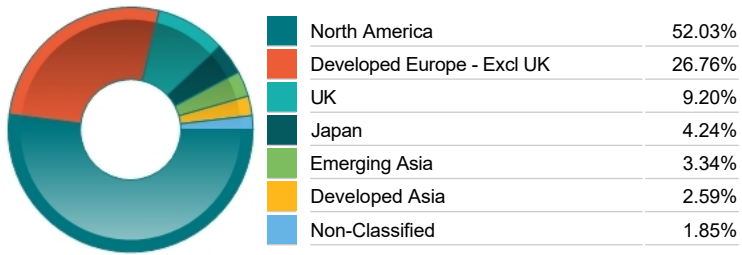
Top 10 Holdings

Name	% Weight	Sector	Country
1 MICROSOFT CORPORATION	8.48%	Software & Computer Services	United States
2 ALPHABET	8.22%	Software & Computer Services	United States
3 SCHNEIDER ELECTRIC SE	5.30%	Electronic & Electrical Equipment	France
4 AMERICAN EXPRESS COMPANY	5.16%	Industrial Support Services	United States
5 VISA	4.26%	Industrial Support Services	United States
6 TOKIO MARINE HOLDINGS	4.24%	Non-life Insurance	Japan
7 JOHNSON CONTROLS INTL	3.95%	Electronic & Electrical Equipment	Ireland
8 UNITEDHEALTH GROUP INCORPORATED	3.78%	Health Care Providers	United States
9 CAPITAL ONE FINANCIAL CORPORATION	3.77%	Industrial Support Services	United States
10 SYNOPSIS	3.52%	Software & Computer Services	United States

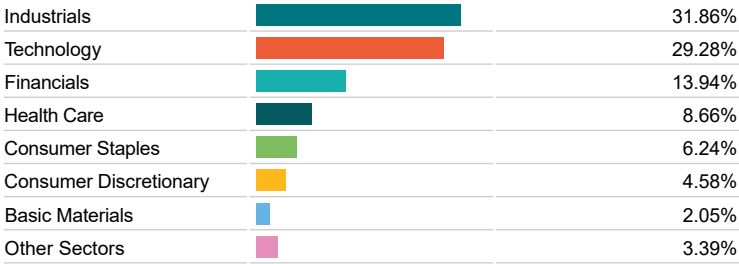
Asset Allocation



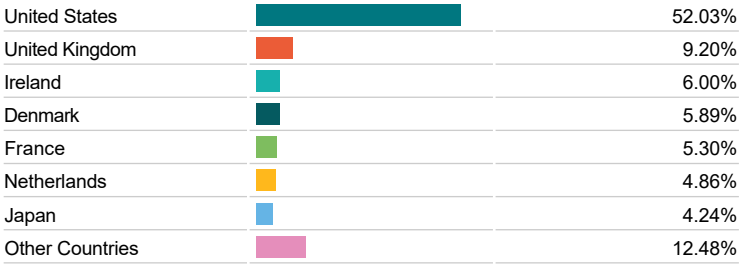
Regional Allocation



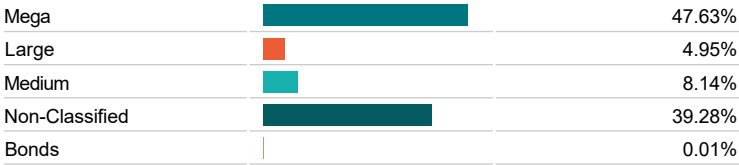
Equity Sector Breakdown



Top Country Breakdown



Breakdown By Market Cap (%)



Fixed Interest Currencies



Important Information

- The Industry Classification Benchmark is a product of FTSE International Limited and has been licensed for use.
- "Prudential" is a trading name of The Prudential Assurance Company Limited, which is registered in England and Wales. Registered office at 10 Fenchurch Avenue, London EC3M 5AG. Registered number 15454. Authorised by the Prudential Regulation Authority and regulated by the Financial Conduct Authority and the Prudential Regulation Authority.