

Benchmark

Benchmark	FTSE All-Share Index TR
ABI Sector	UK All Companies

Identification Codes

Sedol Code	B3RQ830
Mex Code	PUIAGR
Isin Code	GB00B3RQ8306
Citi Code	FNi3

Fund Overview

Bid	n/a
Offer (19/11/2021)	361.30
Fund size (31/10/2021)	£1.20m
Underlying Fund size	£1956.77m
Number of holdings	54
Launch date	13/07/2009

Fund Charges

Annual Management Charge (AMC)	1.55%
Further Costs	0.10%
Yearly Total	1.65%

Aims

Objective: The investment strategy of the fund is to purchase units in the Artemis UK Select Fund - the underlying fund.

Underlying Fund Objective: The fund aims to achieve long-term capital growth. The emphasis of the fund will be investment in companies listed, quoted and/or traded in the UK and in companies which are headquartered or have a significant part of their activities in the UK which are quoted on a regulated market outside the UK.

Performance

No data available! Please enter a valid code!

Fund Managers

		
Name:	Ed Legget	Ambrose Faulkes
Manager of the underlying fund for:	8 years, 3 months	8 years, 3 months

Ratings

FE Crown	
----------	---

Important Information

- Because of changes in exchange rates the value of your investment, as well as any money you take from it, can go down as well as up.
- Some funds may invest in ‘underlying’ funds or other investment vehicles. The performance of our fund, compared to what it’s invested in won’t be exactly the same. That can be due to additional charges, cash management (needed to help people to enter and leave our fund when they want), tax and the timing of investments (this is known as a fund’s dealing cycle, it varies between managers and can be several days).
- Source of portfolio data: Broadridge. Source of performance data: FE fundinfo. We can’t predict the future. Past performance isn’t a guide to future performance. The figures shown are intended only to demonstrate performance history of the fund, after allowing for the impact of fund charges and further costs, but take no account of product charges, or any Annual Management Charge paid for by the deduction of units. Charges and further costs may vary in the future and may be higher than they are now. Fund performance is based upon the movement of the daily price and is shown as total return in GBP with gross income reinvested. The value of your investment can go down as well as up so you might get back less than you put in.
- This factsheet is for information purposes only. If there is information or terminology included that you would like to discuss, then please contact an adviser. Investors should refer to their policy documentation and supporting brochures for fund availability, investment strategy, any product information and charges. Every care has been taken in populating this output, however it must be appreciated that neither Broadridge, Prudential nor their sources guarantee the accuracy, adequacy or completeness of this information or make any warranties regarding results from its usage.

Top 10 Holdings

Name	% Weight	Sector	Country
1 BARCLAYS	5.46%	Banks	United Kingdom
2 ROYAL BANK OF SCOTLAND GROUP	5.05%	Banks	United Kingdom
3 3i Group Plc 3i Group Plc Ord GBP0.738636	5.00%	Investment Banking & Brokerage Services	United Kingdom
4 ROLLS-ROYCE HLDGS	4.61%	Aerospace & Defence	United Kingdom
5 SHELL	4.57%	Non-Renewable Energy	United Kingdom
6 BP	4.41%	Non-Renewable Energy	United Kingdom
7 MELROSE INDUSTRIES	3.81%	Aerospace & Defence	United Kingdom
8 OXFORD INSTRUMENTS	3.54%	Electronic & Electrical Equipment	United Kingdom
9 VISTRY GROUP	3.45%	Household Goods & Home Construction	United Kingdom
10 ASHTEAD GROUP	2.86%	Industrial Transportation	United Kingdom

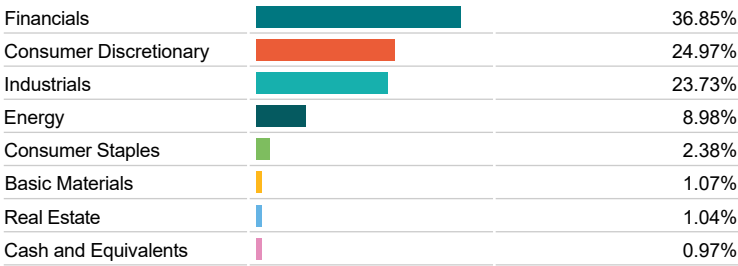
Asset Allocation



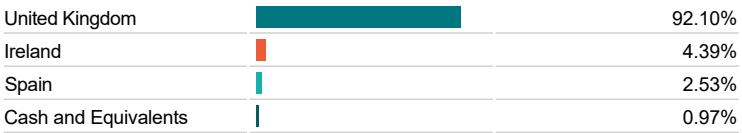
Regional Allocation



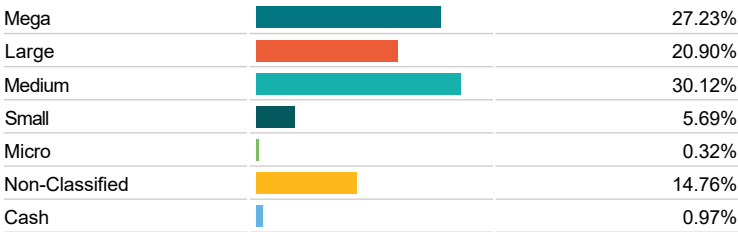
Equity Sector Breakdown



Top Country Breakdown



Breakdown By Market Cap (%)



Fixed Interest Currencies



Important Information

- Because of changes in exchange rates the value of your investment, as well as any money you take from it, can go down as well as up.
- The Industry Classification Benchmark is a product of FTSE International Limited and has been licensed for use.
- "Prudential" is a trading name of The Prudential Assurance Company Limited, which is registered in England and Wales. Registered office at 10 Fenchurch Avenue, London EC3M 5AG. Registered number 15454. Authorised by the Prudential Regulation Authority and regulated by the Financial Conduct Authority and the Prudential Regulation Authority. Prudential Retirement Income Limited is registered in Scotland. Registered office at Craigforth, Stirling FK9 4UE. Registered number SCO47842. Authorised by the Prudential Regulation Authority and regulated by the Financial Conduct Authority and the Prudential Regulation Authority.