

Benchmark

Benchmark	Variable
Sector	OI Mixed Investment 0-35% Shares

Identification Codes

Sedol Code	B0MSS41
Mex Code	SBMDFB
Isin Code	IE00B0MSS411
Citi Code	TJ74

Fund Overview

Bid (05/08/2022)	1.31
Offer (05/08/2022)	1.38
Fund size (30/06/2022)	€0.51m
Number of holdings	4775
Launch date	28/10/2005

Fund Charges

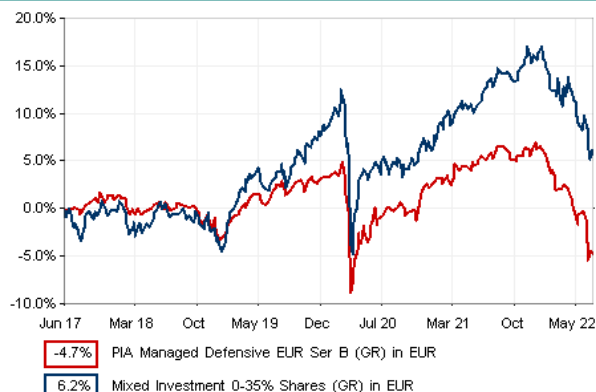
Annual Management Charge (AMC)	1.40%
Further Costs	0.14%
Yearly Total	1.54%

Aims

Objective: The fund aims to achieve long-term growth from a mixture of income and capital whilst seeking to limit the level of capital volatility.

Fund Investments: The fund invests in a portfolio of international equity and fixed income funds, UK property funds and cash. These assets are predominantly denominated in euro.

Performance




Discrete performance - to last month end

	31/07/17 to 31/07/18	31/07/18 to 31/07/19	31/07/19 to 31/07/20	31/07/20 to 31/07/21	31/07/21 to 31/07/22
Fund	0.6%	1.6%	-2.7%	6.6%	-6.7%
Sector	0.7%	4.4%	0.3%	9.2%	-2.1%
Rank	59/85	75/99	94/123	93/151	118/164
Quartile	3	4	4	3	3

Annualised performance

	Annualised		
	3 Years to 31/07/22	5 Years to 31/07/22	10 Years to 31/07/22
Fund	-1.1%	-0.2%	1.8%
Sector	2.4%	2.4%	2.9%
Rank	118/123	78/85	28/41
Quartile	4	4	3

Fund Managers



Name: M&G Treasury & Investment Office
 Manager for: 16 years, 9 months

Ratings

FE Crown



Important Information

- Because of changes in exchange rates the value of your investment, as well as any money you take from it, can go down as well as up.
- Some funds may invest in 'underlying' funds or other investment vehicles. The performance of our fund, compared to what it's invested in won't be exactly the same. That can be due to additional charges, cash management (needed to help people to enter and leave our fund when they want), tax and the timing of investments (this is known as a fund's dealing cycle, it varies between managers and can be several days).
- Source of portfolio data: Broadridge. Source of performance data: FE fundinfo. We can't predict the future. Past performance isn't a guide to future performance. The figures shown are intended only to demonstrate performance history of the fund, after allowing for the impact of fund charges and further costs, but take no account of product charges, or any Annual Management Charge paid for by the deduction of units. Charges and further costs may vary in the future and may be higher than they are now. Fund performance is based upon the movement of the daily price and is shown as total return in the fund's currency of denomination with gross income reinvested. The value of your investment can go down as well as up so you might get back less than you put in.
- This factsheet is for information purposes only. If there is information or terminology included that you would like to discuss, then please contact an adviser. Investors should refer to their policy documentation and supporting brochures for fund availability, investment strategy, any product information and charges. Every care has been taken in populating this output, however it must be appreciated that neither Broadridge, Prudential nor their sources guarantee the accuracy, adequacy or completeness of this information or make any warranties regarding results from its usage.

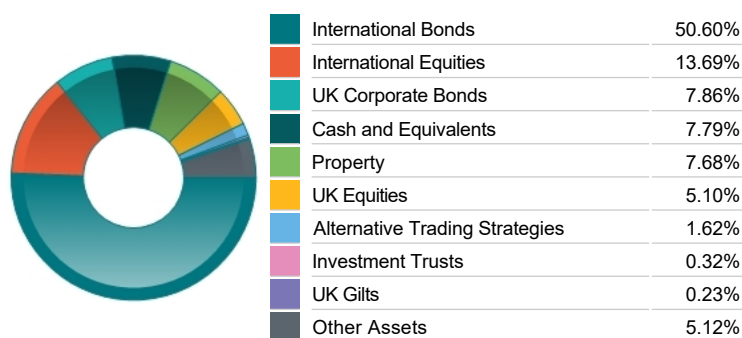
Top 10 Fund Holdings

Name	% Weight
1 M&G European Corporate Bond Class A GBP	44.35%
2 M&G Feeder of Property Portfolio Class A GBP	9.63%
3 M&G (LUX) FCP Europe ex UK Equity Fund Z3A Acc	8.00%
4 M&G (1) Sterling Investment Grade Corporate Bond Class Z2A GBP	6.76%
5 BlackRock (Lux) iShares Euro Government Bond Index Class D2	6.69%
6 PIA UK Equity Ser B	6.13%
7 M&G (1) US Corporate Bond -	4.69%
8 PIA Euro Deposit Ser B EUR	3.99%
9 M&G (ACS) Blackrock US Equity Z3A	3.00%
10 M&G (LUX) FCP Europe ex UK Index Fund Z3A Acc	2.75%

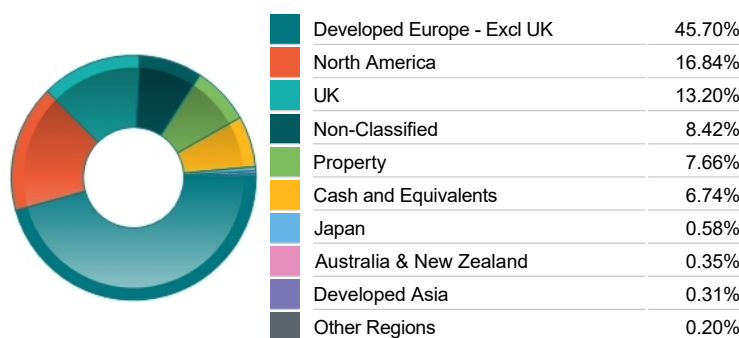
Top 10 Holdings

Name	% Weight
1 EURO-SCHATZ SEP 22 EUR	4.98%
2 JUNCTION SIX BIRMINGHAM	0.93%
3 EURO-BOBL SEP 22 EUR Notional Cash Offset	0.87%
4 PARC TROSTRE RETAIL PARK, LLAN	0.84%
5 PORTLAND RIDING ESTATE 80 92	0.63%
6 EURO-BUND SEP 22 EUR	0.63%
7 US ULTRA 10YR NOTE SEP 22 USD Notional Cash Offset	0.60%
8 TOTALENERGIES SE 3.369% PERP	0.56%
9 3 TEMPLE QUAY BRISTOL	0.55%
10 BERKSHIRE HATHAWAY INC 1.125% 16/03/2027	0.50%

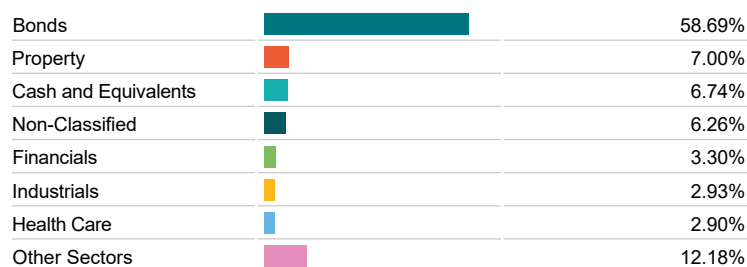
Asset Allocation



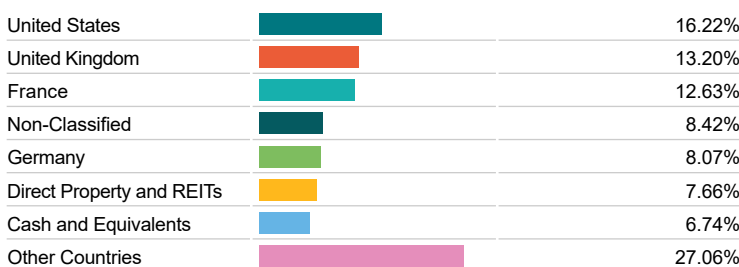
Regional Allocation



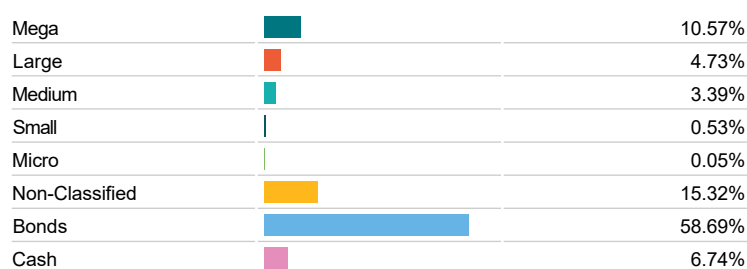
Sector Breakdown



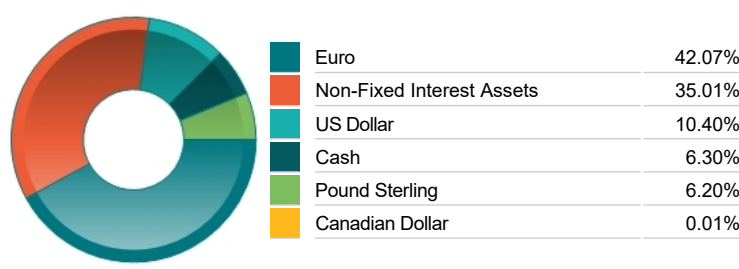
Top Country Breakdown



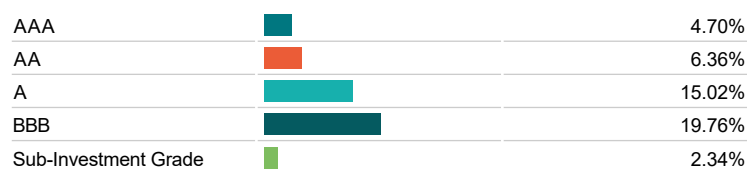
Breakdown By Market Cap (%)



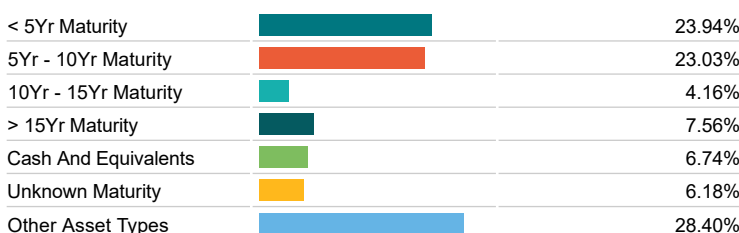
Fixed Interest Currencies



Fixed Interest Quality Profile



Fixed Interest Maturity Profile



Important Information

Because of changes in exchange rates the value of your investment, as well as any money you take from it, can go down as well as up.

The Investment Benchmark is a product of FTSE International Limited and has been licensed for use.

The registered office of Prudential International is in Ireland at Montague House, Adelaide Road, Dublin 2. Prudential International is a marketing name of Prudential International Assurance plc, a life assurance company operating from Ireland. Registration No. 209956. Prudential International Assurance plc is authorised and regulated by the Central Bank of Ireland and in the context of its UK regulated activities only, is deemed authorised by the Prudential Regulation Authority and subject to regulation by the Financial Conduct Authority and limited regulation by the Prudential Regulation Authority. Details of the Temporary Permissions Regime, which allows EEA-based firms to operate in the UK for a limited period while seeking full authorisation, are available on the Financial Conduct Authority's website. Prudential International is part of the same corporate group as The Prudential Assurance Company Limited. Both The Prudential Assurance Company Limited and Prudential International are direct and indirect subsidiaries respectively of M&G plc, a company incorporated in the United Kingdom. The Prudential Assurance Company Limited is not affiliated in any manner with Prudential Financial, Inc, a company whose principal place of business is in the United States of America or Prudential plc, an international group incorporated in the United Kingdom.