

Benchmark

Benchmark	FTSE All-Share Index
Benchmark Category	Target
IA Sector	UK Equity Income

Identification Codes

Sedol Code	B6T64N1
Mex Code	-
Isin Code	GB00B6T64N15
Citi Code	OZCY

Fund Overview

Mid (07/04/2026)	1346.50p
Historic yield	4.99%
Fund size (28/02/2026)	£913.00m
Number of holdings	83
Ongoing Charges	0.70%
Launch date	06/05/1964

Fund Charges

Entry Charge	0.00%
Ongoing Charges	0.70%

Fund Background

Valuation frequency	Daily
Valuation point	12:00
Fund type	OEIC
Launch price	£2.50
Fund currency	Pound Sterling
Fund domicile	United Kingdom
ISA allowable	Yes
SIPP allowable	Yes

Dealing

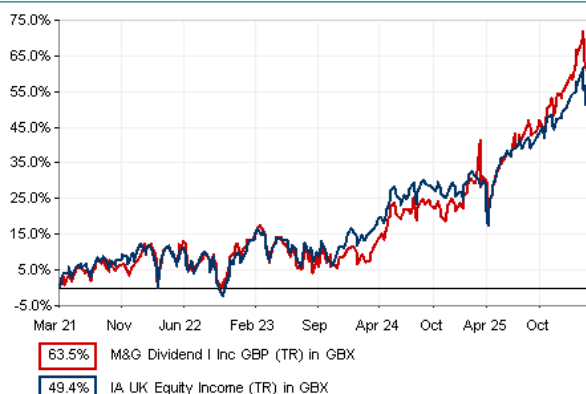
Minimum Investment	-
Minimum Top Up	-
Minimum Regular Saving	-
Settlement Period: Buy	3 days
Settlement Period: Sell	3 days
Pricing Basis	Forward
Dealing Decimals	3

Aims

The Fund has three aims:

- To provide an annual yield higher than that of the FTSE All-Share Index;
- To provide an income stream that increases every year;
- To provide a higher total return (the combination of capital growth and income), net of the Ongoing Charge Figure, than that of the FTSE All-Share Index over any five-year period.

Performance



Discrete performance - to last month end

	31/03/21 to 31/03/22	31/03/22 to 31/03/23	31/03/23 to 31/03/24	31/03/24 to 31/03/25	31/03/25 to 31/03/26
Fund	10.9%	-0.2%	2.9%	13.6%	26.4%
Sector	10.8%	0.2%	7.6%	7.4%	16.3%
Rank	28/63	40/64	61/64	8/64	5/65
Quartile	2	3	4	1	1

Annualised performance

	Annualised		
	3 Years to 31/03/26	5 Years to 31/03/26	10 Years to 31/03/26
Fund	13.9%	10.3%	6.9%
Sector	10.4%	8.4%	6.5%
Rank	13/64	22/63	31/55
Quartile	1	2	3

Fund Managers



Name: Michael Stiasny
Manager for: 7 years, 1 months

Ratings

FE Crown



Group Details

Group name	M&G Investments
Group address	10 Fenchurch Avenue London EC3M 5AG United Kingdom
Group telephone	0800 390 390
Dealing telephone	0800 328 3196
Email	info@mandg.co.uk
Homepage	www.mandg.co.uk
Fax number	-

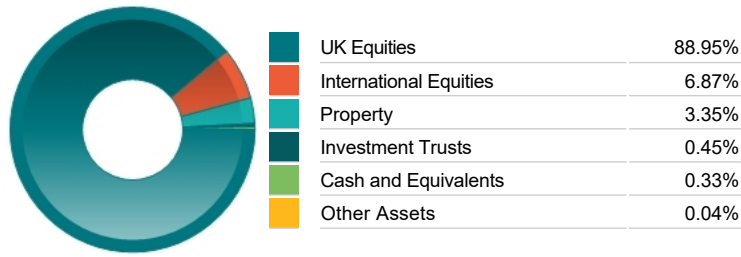
Important Information

- Source of portfolio data: Broadridge. Source of performance data: FE fundinfo. We can't predict the future. Past performance isn't a guide to future performance. The figures shown are intended only to demonstrate performance history of the fund, after allowing for the impact of ongoing charges, but take no account of product charges. Ongoing charges may vary in the future and may be higher than they are now. Fund performance is based upon the movement of the daily price and is shown as total return in GBP with income reinvested. The value of your investment can go down as well as up so you might get back less than you put in.
- This factsheet is for information purposes only. If there is information or terminology included that you would like to discuss, then please contact an adviser. Investors should refer to their policy documentation and supporting brochures for fund availability, investment strategy, any product information and charges. Every care has been taken in populating this output, however it must be appreciated that neither Broadridge, Prudential nor their sources guarantee the accuracy, adequacy or completeness of this information or make any warranties regarding results from its usage.

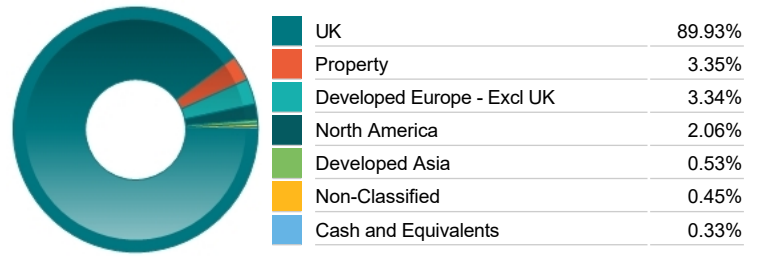
Top 10 Holdings

Name	% Weight	Sector	Country
1 HSBC HOLDINGS	8.82%	Banks	United Kingdom
2 BRITISH AMERICAN TOBACCO P.L.C.	6.45%	Tobacco	United Kingdom
3 ASTRAZENECA	5.33%	Pharmaceuticals & Biotechnology	United Kingdom
4 SHELL	4.77%	Non-Renewable Energy	United Kingdom
5 IMPERIAL BRANDS	4.67%	Tobacco	United Kingdom
6 RIO TINTO	4.45%	Industrial Metals & Mining	United Kingdom
7 GSK	4.00%	Pharmaceuticals & Biotechnology	United Kingdom
8 LLOYDS BANKING GROUP	3.64%	Banks	United Kingdom
9 NATIONAL GRID	3.52%	Gas, Water & Multi-utilities	United Kingdom
10 BP P.L.C.	3.48%	Non-Renewable Energy	United Kingdom

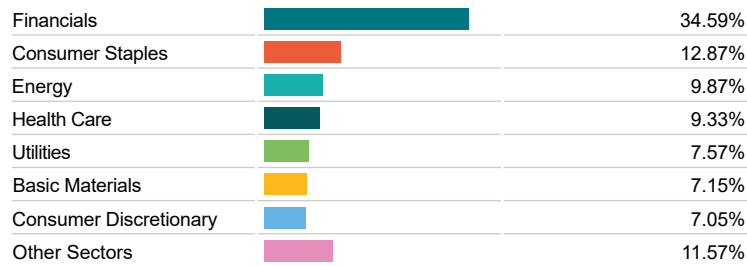
Asset Allocation



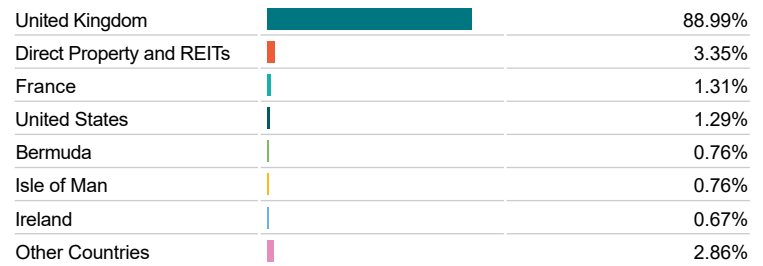
Regional Allocation



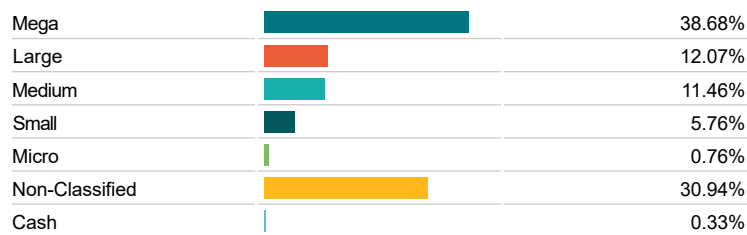
Equity Sector Breakdown




Top Country Breakdown



Breakdown By Market Cap (%)



Fixed Interest Currencies



Important Information

- The Industry Classification Benchmark is a product of FTSE International Limited and has been licensed for use.
- "Prudential" is a trading name of The Prudential Assurance Company Limited, which is registered in England and Wales. Registered office at 10 Fenchurch Avenue, London EC3M 5AG. Registered number 15454. Authorised by the Prudential Regulation Authority and regulated by the Financial Conduct Authority and the Prudential Regulation Authority.