

Benchmark

Benchmark	FTSE All Share (TR)
Sector	ABI UK All Companies

Identification Codes

Sedol Code	B1YVQB8
Mex Code	SBF
Isin Code	GB00B1YVQB82
Citi Code	AKA5

Fund Overview

Bid (20/08/2019)	176.20
Offer (20/08/2019)	185.50
Fund size (30/06/2019)	£6.03m
Underlying Fund size	£1652.57m
Number of holdings	56
Launch date	03/08/2007

Fund Charges

Annual Management Charge (AMC)	1.60%
Further Costs	0.11%
Yearly Total	1.71%

Aims

The investment strategy of the fund is to purchase units in the Axa Framlington UK Select Opportunities Fund. That fund aims to achieve capital growth by investing in companies, primarily of UK origin where the manager believes above average returns can be realised.

Performance



Discrete performance - to last month end

	31/07/14 to 31/07/15	31/07/15 to 31/07/16	31/07/16 to 31/07/17	31/07/17 to 31/07/18	31/07/18 to 31/07/19
Fund	6.1%	-1.9%	10.1%	6.5%	1.5%
Sector	7.3%	0.6%	13.4%	6.8%	-1.7%
Rank	289/526	442/532	430/541	384/546	171/547
Quartile	3	4	4	3	2

Annualised performance

	Annualised		
	3 Years to 31/07/19	5 Years to 31/07/19	10 Years to 31/07/19
Fund	6.0%	4.4%	9.3%
Sector	6.0%	5.1%	8.3%
Rank	375/541	399/526	181/470
Quartile	3	4	2

Fund Managers



Name: Chris St-John
Manager of the underlying fund for: 0 years, 7 months

Important Information

- Source of portfolio data: FundsLibrary. Source of performance data: Financial Express (FE). We can't predict the future. Past performance isn't a guide to future performance. The figures shown are intended only to demonstrate performance history of the fund, after allowing for the impact of fund charges and further costs, but take no account of product charges, or any Annual Management Charge paid for by the deduction of units. Charges and further costs may vary in the future and may be higher than they are now. Fund performance is based upon the movement of the daily price and is shown as total return in GBP with net income reinvested. The value of your investment can go down as well as up so you might get back less than you put in.
- This factsheet is for information purposes only. If there is information or terminology included that you would like to discuss, then please contact an adviser. Investors should refer to their policy documentation and supporting brochures for fund availability, investment strategy, any product information and charges. Every care has been taken in populating this output, however it must be appreciated that neither FundsLibrary, Prudential nor their sources guarantee the accuracy, adequacy or completeness of this information or make any warranties regarding results from its usage.


Top 10 Holdings

Name	% Weight	Sector	Country
1 ROYAL DUTCH SHELL	5.00%	Non-Renewable Energy	United Kingdom
2 DIAGEO	3.61%	Beverages	United Kingdom
3 BP	3.45%	Non-Renewable Energy	United Kingdom
4 WORLDPAY INC	3.32%	Industrial Support Services	United States
5 RENTOKIL INITIAL	3.32%	Industrial Support Services	United Kingdom
6 GLAXOSMITHKLINE	3.27%	Pharmaceuticals, Biotechnology & Marijuana Producers	United Kingdom
7 LONDON STOCK EXCHANGE GROUP	3.22%	Investment Banking & Brokerage Services	United Kingdom
8 EXPERIAN	3.17%	Industrial Support Services	United Kingdom
9 SMITH & NEPHEW	3.17%	Medical Equipment & Services	United Kingdom
10 HSBC HLDGS	3.09%	Banks	United Kingdom

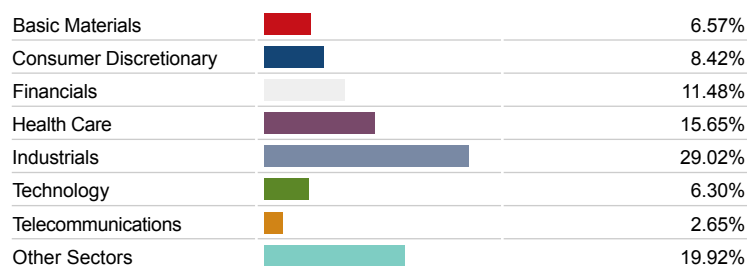
Asset Allocation



Regional Allocation




Equity Sector Breakdown



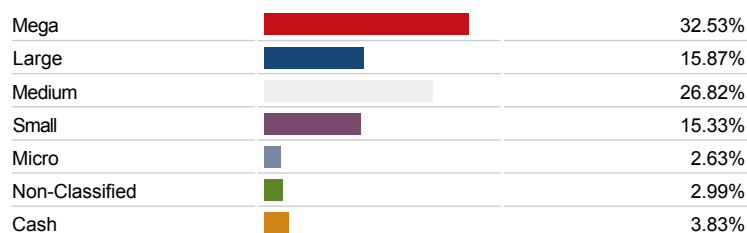
Top Country Breakdown



Fixed Interest Currencies



Breakdown By Market Cap (%)



Important Information

- The Industry Classification Benchmark is a product of FTSE International Limited and has been licensed for use.
- "Prudential" is a trading name of The Prudential Assurance Company Limited (PACL), which is registered in England and Wales. This name is also used by other companies within the Prudential Group. Registered office at 10 Fenchurch Avenue, London EC3M 5AG. Registered number 15454. Authorised by the Prudential Regulation Authority and regulated by the Financial Conduct Authority and the Prudential Regulation Authority.