

Benchmark

Benchmark	FTSE All Share (TR)
Sector	ABI UK All Companies

Identification Codes

Sedol Code	B1YVQB8
Mex Code	SBF
Isin Code	GB00B1YVQB82
Citi Code	AKA5

Fund Overview

Bid (18/01/2019)	164.20
Offer (18/01/2019)	172.80
Fund size (31/12/2018)	£6.15m
Underlying Fund size	£1839.59m
Number of holdings	56
Launch date	03/08/2007

Fund Charges

Base Annual Management Charge (AMC)	1.60%
Additional Charges	0.11%
Total Charges	1.71%

Aims

The investment strategy of the fund is to purchase units in the Axa Framlington UK Select Opportunities Fund. That fund aims to achieve capital growth by investing in companies, primarily of UK origin where the manager believes above average returns can be realised.

Performance



Discrete performance - to last month end

	31/12/13 to 31/12/14	31/12/14 to 31/12/15	31/12/15 to 31/12/16	31/12/16 to 31/12/17	31/12/17 to 31/12/18
Fund	-0.8%	7.1%	2.7%	8.7%	-8.9%
Sector	0.5%	4.3%	8.5%	11.4%	-10.6%
Rank	417/528	195/536	463/539	444/551	261/552
Quartile	4	2	4	4	2

Annualised performance

	Annualised		
	3 Years to 31/12/18	5 Years to 31/12/18	10 Years to 31/12/18
Fund	0.5%	1.6%	9.1%
Sector	2.6%	2.5%	8.1%
Rank	427/538	432/527	165/465
Quartile	4	4	2

Fund Managers



Name: Nigel Thomas
Manager of the underlying fund for: 16 years, 4 months

Important Information

- Source of portfolio data: FundsLibrary. Source of performance data: Financial Express (FE). Please remember that past performance is not a reliable indicator of future performance. The figures shown are intended only to demonstrate performance history of the fund and take no account of product charges, or the Annual Management Charge for any available PruFund funds.. The application of charges may impact the overall performance. Please also note that our charges may vary in the future and may be higher than they are now. Fund Performance is based upon the movement of the daily price and is shown as total return in GBP with net income reinvested. The value of your investment can go down as well as up and you may not get back the amount you put in.
- This factsheet is for information purposes only. If there is information or terminology included that you would like to discuss, then please contact an adviser. Investors should refer to their policy documentation and supporting brochures for fund availability, investment strategy, any product information and charges. Every care has been taken in populating this output, however it must be appreciated that neither FundsLibrary, Prudential nor their sources guarantee the accuracy, adequacy or completeness of this information or make any warranties regarding results from its usage.


Top 10 Holdings

Name	% Weight	Sector	Country
1 Royal Dutch Shell B	5.50%	Oil & Gas Producers	United Kingdom
2 Experian	3.62%	Support Services	United Kingdom
3 Rentokil Initial	3.56%	Support Services	United Kingdom
4 BP	3.37%	Oil & Gas Producers	United Kingdom
5 London Stock Exchange Group	3.15%	Financial Services	United Kingdom
6 Breedon Group	3.05%	Construction & Materials	United Kingdom
7 HSBC Holdings PLC (UK Reg)	3.04%	Banks	United Kingdom
8 GlaxoSmithKline	2.84%	Pharmaceuticals & Biotechnology	United Kingdom
9 Smith & Nephew	2.79%	Health Care Equipment & Services	United Kingdom
10 Diageo	2.74%	Beverages	United Kingdom

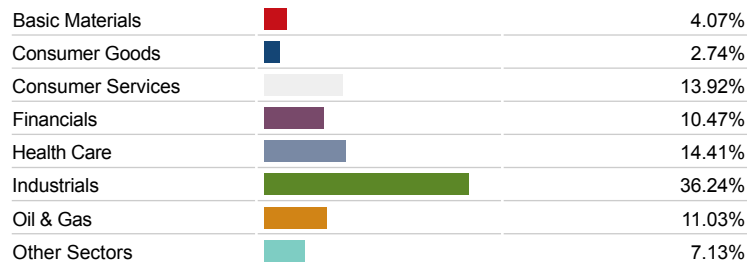
Asset Allocation



Regional Allocation



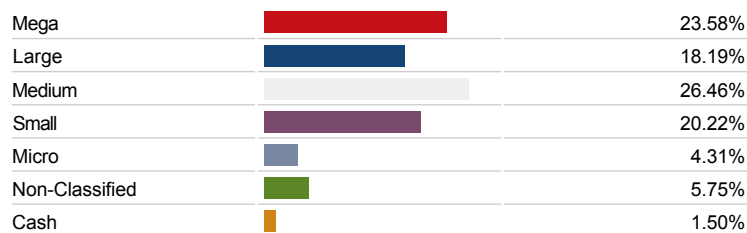
Equity Sector Breakdown



Top Country Breakdown



Breakdown By Market Cap (%)



Fixed Interest Currencies



Important Information

- The Industry Classification Benchmark is a product of FTSE International Limited and has been licensed for use
- "Prudential" is a trading name of The Prudential Assurance Company Limited, which is registered in England and Wales. This name is also used by other companies within the Prudential Group. Registered office at Laurence Pountney Hill, London EC4R 0HH. Registered number 15454. Authorised by the Prudential Regulation Authority and regulated by the Financial Conduct Authority and the Prudential Regulation Authority.