

Benchmark

Benchmark	IA Flexible Investment Sector Average
ABI Sector	Flexible Investment

Identification Codes

Sedol Code	0558963
Mex Code	MGMGB
Isin Code	GB0005589634
Citi Code	M105

Fund Overview

Bid (12/06/2026)	722.70
Offer (12/06/2026)	758.90
Fund size (28/02/2025)	£102.49m
Underlying Fund size	£1153.47m
Number of holdings	8524
Launch date	03/01/1995

Fund Charges

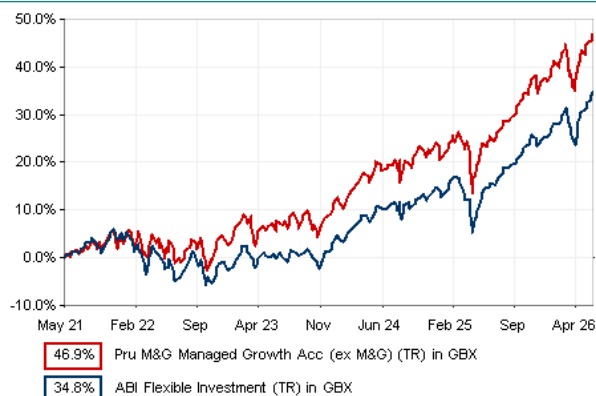
Annual Management Charge (AMC)	1.035%
Further Costs	0.010%
Yearly Total	1.045%

Aims

Objective: The investment strategy of the fund is to purchase units in the M&G Managed Growth Fund - the underlying fund.

Underlying Fund Objective: The fund aims to provide a higher total return (the combination of capital growth and income) net of the Ongoing Charge Figure, than the average return of the IA Flexible Investment Sector over any five-year period. At least 70% of the fund is invested in other funds to give exposure to a range of assets from anywhere in the world. The fund may also invest directly in these assets and use derivatives. In aggregate, at least 70% of the fund's assets will be invested in company shares, either directly or via other funds. The fund has a flexible investment approach which combines in-depth research to determine the value of assets over the medium to long term, with analysis of investors' emotional reaction to events to identify investment opportunities.

Performance




Discrete performance - to last month end

	31/05/21 to 31/05/22	31/05/22 to 31/05/23	31/05/23 to 31/05/24	31/05/24 to 31/05/25	31/05/25 to 31/05/26
Fund	3.6%	2.2%	11.9%	4.6%	18.5%
Sector	0.2%	-0.4%	10.0%	4.0%	18.0%
Rank	43/130	21/130	37/133	65/133	65/133
Quartile	2	1	2	2	2

Annualised performance

	Annualised		
	3 Years to 31/05/26	5 Years to 31/05/26	10 Years to 31/05/26
Fund	11.5%	8.0%	8.9%
Sector	10.5%	6.2%	6.9%
Rank	45/133	33/130	13/118
Quartile	2	1	1

Fund Managers



Name: Craig Simpson
 Manager of the underlying fund for: 3 years, 6 months

Ratings

FE Crown



Important Information

- Because of changes in exchange rates the value of your investment, as well as any money you take from it, can go down as well as up.
- Some funds may invest in 'underlying' funds or other investment vehicles. The performance of our fund, compared to what it's invested in won't be exactly the same. That can be due to additional charges, cash management (needed to help people to enter and leave our fund when they want), tax and the timing of investments (this is known as a fund's dealing cycle, it varies between managers and can be several days).
- Source of portfolio data: Broadridge. Source of performance data: FE fundinfo. We can't predict the future. Past performance isn't a guide to future performance. The figures shown are intended only to demonstrate performance history of the fund, after allowing for the impact of fund charges and further costs, but take no account of product charges, or any Annual Management Charge paid for by the deduction of units. Charges and further costs may vary in the future and may be higher than they are now. Fund performance is based upon the movement of the daily price and is shown as total return in GBP with net income reinvested. The value of your investment can go down as well as up so you might get back less than you put in.
- This factsheet is for information purposes only. If there is information or terminology included that you would like to discuss, then please contact an adviser. Investors should refer to their policy documentation and supporting brochures for fund availability, investment strategy, any product information and charges. Every care has been taken in populating this output, however it must be appreciated that neither Broadridge, Prudential nor their sources guarantee the accuracy, adequacy or completeness of this information or make any warranties regarding results from its usage.

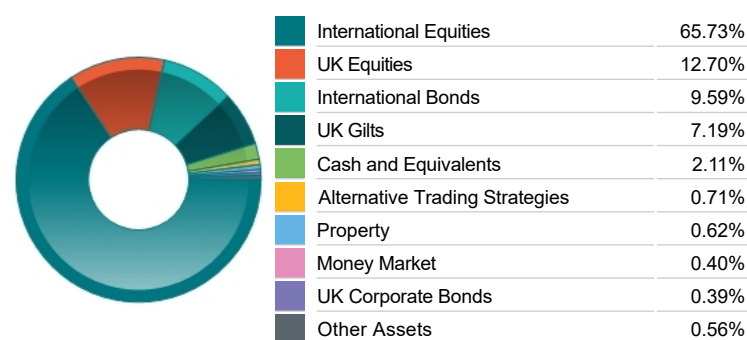
Top 10 Fund Holdings

Name	% Weight	Sector	Country
1 M&G Global Sustain Paris Aligned Class A GBP	10.66%	Managed Funds	Managed Funds
2 M&G (Lux) Episode Macro Class SI-H GBP	9.62%	Managed Funds	Managed Funds
3 M&G North American Value Class A GBP	8.86%	Managed Funds	Managed Funds
4 M&G Asian Class A GBP	8.03%	Managed Funds	Managed Funds
5 M&G Global Emerging Markets Class A GBP	7.75%	Managed Funds	Managed Funds
6 M&G (Lux) Pan European Sustain Paris Aligned Class A EUR	7.60%	Managed Funds	Managed Funds
7 M&G Global Strategic Value Class I GBP	4.71%	Managed Funds	Managed Funds
8 4 3/4% Treasury Gilt 2054	4.52%	Bonds	United Kingdom
9 M&G UK Sustain Paris Aligned Class A GBP	4.41%	Managed Funds	Managed Funds
10 M&G Japan Class A GBP	4.33%	Managed Funds	Managed Funds

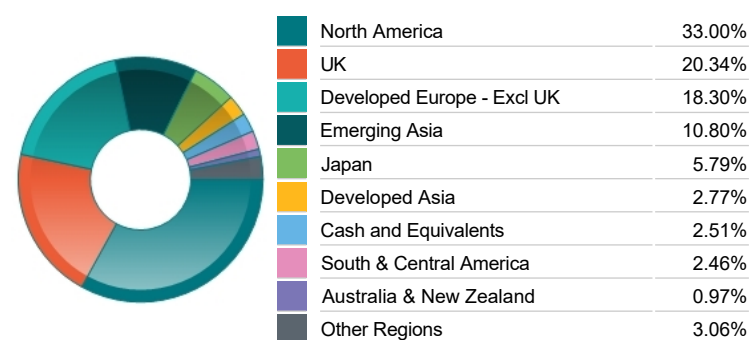
Top 10 Holdings

Name	% Weight	Sector	Country
1 4 3/4% Treasury Gilt 2054	4.52%	Bonds	United Kingdom
2 4 1/4% Treasury Gilt 2031	2.13%	Bonds	United Kingdom
3 TAIWAN SEMICONDUCTOR MANUFACTURING COMPANY LIMITED	1.78%	Technology Hardware & Equipment	Taiwan
4 ALPHABET	1.73%	Software & Computer Services	United States
5 MICROSOFT CORPORATION	1.49%	Software & Computer Services	United States
6 TREASURY BILL 0% 16/07/2026	1.26%	Bonds	United States
7 TREASURY BILL 0% 04/06/2026	1.02%	Bonds	United States
8 SCHNEIDER ELECTRIC SE	1.00%	Electronic & Electrical Equipment	France
9 SAMSUNG ELECTRONICS CO. LTD	0.86%	Telecommunications Equipment	South Korea
10 TREASURY BILL 0% 11/06/2026	0.84%	Bonds	United States

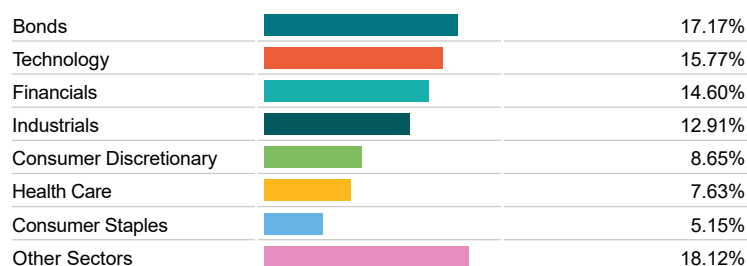
Asset Allocation



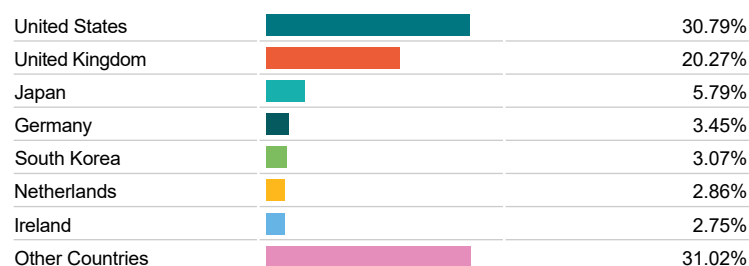
Regional Allocation



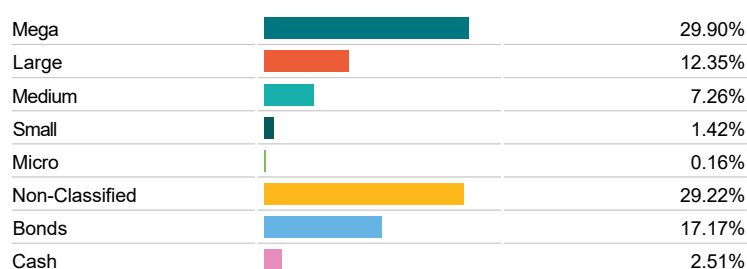
Sector Breakdown




Top Country Breakdown



Breakdown By Market Cap (%)



Fixed Interest Currencies



Important Information

- Because of changes in exchange rates the value of your investment, as well as any money you take from it, can go down as well as up.
- The Industry Classification Benchmark is a product of FTSE International Limited and has been licensed for use.
- 'Prudential' is a trading name of The Prudential Assurance Company Limited, which is registered in England and Wales. Registered office at 10 Fenchurch Avenue, London EC3M 5AG. Registered number 15454. Authorised by the Prudential Regulation Authority and regulated by the Financial Conduct Authority and the Prudential Regulation Authority.