

Benchmark

Benchmark	Composite
ABI Sector	UK All Companies

Identification Codes

Sedol Code	0663179
Mex Code	SBECAL
Isin Code	IE0006631794
Citi Code	SY39

Fund Overview

Bid (12/12/2025)	1.93
Offer (12/12/2025)	2.03
Fund size (31/10/2025)	£1.77m
Number of holdings	942
Launch date	06/04/1999

Fund Charges

Annual Management Charge (AMC)	1.75%
Further Costs	0.03%
Yearly Total	1.78%

Aims

Objective: The investment strategy of the fund is to purchase shares in UK companies via other M&G funds. It is a "fund of funds" holding units in several more specialised UK equity funds to give access to a variety of methods for generating investment returns in differing market conditions. Fund Investments: At least 80% of the underlying funds' Net Asset Value is directly invested in equity securities and equity-related securities of companies that are incorporated, listed, domiciled or do most of their business in the United Kingdom. The underlying funds may also invest in other transferable securities, cash, and near cash, directly or via funds (including funds managed by M&G) and may use derivatives for efficient portfolio management and hedging.

Performance



Discrete performance - to last month end

	30/11/20 to 30/11/21	30/11/21 to 30/11/22	30/11/22 to 30/11/23	30/11/23 to 30/11/24	30/11/24 to 30/11/25
Fund	14.7%	-3.2%	1.7%	13.7%	15.3%
Sector	16.1%	-4.3%	1.9%	14.8%	11.4%
Rank	74/117	68/120	76/121	72/121	56/121
Quartile	3	3	3	3	2

Annualised performance

	3 Years to 30/11/25	5 Years to 30/11/25	10 Years to 30/11/25
Fund	10.0%	8.1%	5.1%
Sector	9.2%	7.7%	4.9%
Rank	61/121	60/117	55/94
Quartile	2	3	3

Fund Managers



Name: M&G Life Investment Office  
Manager for: 5 years

Ratings

FE Crown



Important Information

- Because of changes in exchange rates the value of your investment, as well as any money you take from it, can go down as well as up.
- Some funds may invest in 'underlying' funds or other investment vehicles. The performance of our fund, compared to what it's invested in won't be exactly the same. That can be due to additional charges, cash management (needed to help people to enter and leave our fund when they want), tax and the timing of investments (this is known as a fund's dealing cycle, it varies between managers and can be several days).
- Source of portfolio data: Broadridge. Source of performance data: FE fundinfo. We can't predict the future. Past performance isn't a guide to future performance. The figures shown are intended only to demonstrate performance history of the fund, after allowing for the impact of fund charges and further costs, but take no account of product charges, or any Annual Management Charge paid for by the deduction of units. Charges and further costs may vary in the future and may be higher than they are now. Fund performance is based upon the movement of the daily price and is shown as total return in the fund's currency of denomination with gross income reinvested. The value of your investment can go down as well as up so you might get back less than you put in.
- This factsheet is for information purposes only. If there is information or terminology included that you would like to discuss, then please contact an adviser. Investors should refer to their policy documentation and supporting brochures for fund availability, investment strategy, any product information and charges. Every care has been taken in populating this output, however it must be appreciated that neither Broadridge, Prudential nor their sources guarantee the accuracy, adequacy or completeness of this information or make any warranties regarding results from its usage.

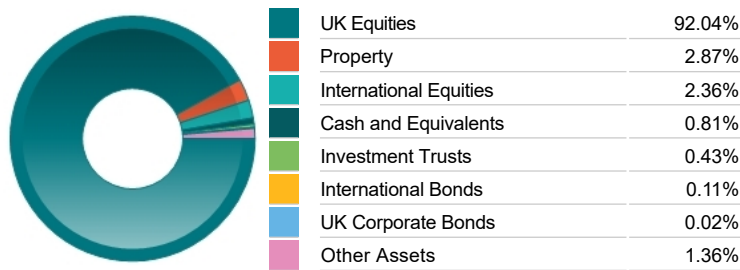
Fund Holdings

Name	% Weight	Sector	Country
1 M&G (ACS) BlackRock UK 200 Equity Fund Z3A Acc	39.07%	Managed Funds	Managed Funds
2 M&G (ACS) BlackRock UK All Share Equity LC	30.76%	Managed Funds	Managed Funds
3 M&G (ACS) UK Listed Equity Fund Z3A Acc	25.92%	Managed Funds	Managed Funds
4 M&G (ACS) UK Listed Mid Cap Equity Fund Z3A Acc	4.24%	Managed Funds	Managed Funds

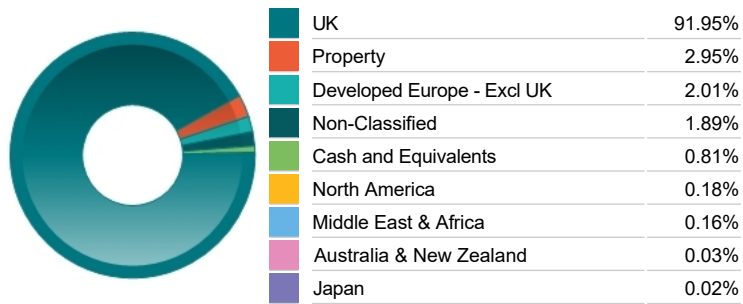
Top 10 Holdings

Name	% Weight	Sector	Country
1 ASTRAZENECA	4.67%	Pharmaceuticals & Biotechnology	United Kingdom
2 HSBC HOLDINGS	3.81%	Banks	United Kingdom
3 SHELL	2.98%	Non-Renewable Energy	United Kingdom
4 UNILEVER	2.53%	Personal Care, Drug & Grocery Stores	United Kingdom
5 ROLLS-ROYCE HOLDINGS	2.41%	Aerospace & Defence	United Kingdom
6 BARCLAYS	2.06%	Banks	United Kingdom
7 GSK	1.86%	Pharmaceuticals & Biotechnology	United Kingdom
8 BP P.L.C.	1.82%	Non-Renewable Energy	United Kingdom
9 RECKITT BENCKISER GROUP	1.79%	Personal Care, Drug & Grocery Stores	United Kingdom
10 NATIONAL GRID	1.72%	Gas, Water & Multi-utilities	United Kingdom

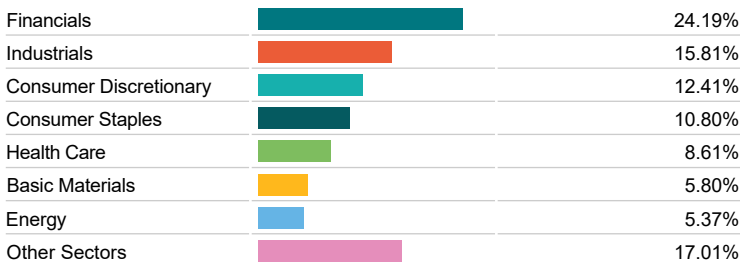
Asset Allocation



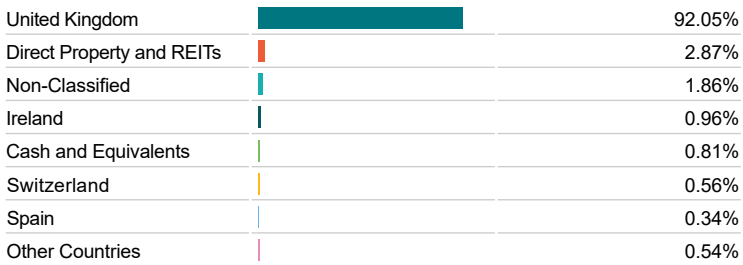
Regional Allocation



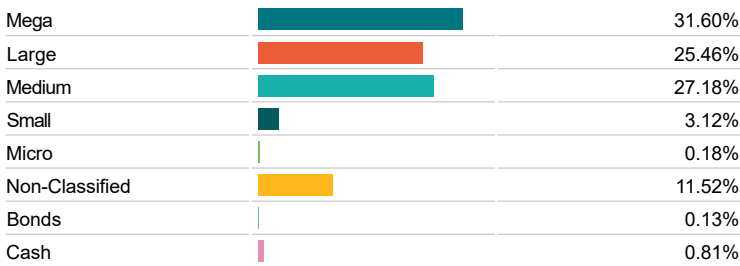
Sector Breakdown




Top Country Breakdown



Breakdown By Market Cap (%)



Fixed Interest Currencies



Important Information

- Because of changes in exchange rates the value of your investment, as well as any money you take from it, can go down as well as up.
- The Industry Classification Benchmark is a product of FTSE International Limited and has been licensed for use.
- The registered office of Prudential International is in Ireland at Fitzwilliam Court, Leeson CI, Dublin 2, D02 TC95. Prudential International is a marketing name of Prudential International Assurance plc, a life assurance company operating from Ireland. Registration No. 209956. Prudential International Assurance plc is authorised and regulated by the Central Bank of Ireland and in the context of its UK regulated activities only, is authorised by the Prudential Regulation Authority and subject to regulation by the Financial Conduct Authority and limited regulation by the Prudential Regulation Authority. Details about the extent of our regulation by the Prudential Regulation Authority are available from us on request. Prudential International is part of the same corporate group as The Prudential Assurance Company Limited. Both The Prudential Assurance Company Limited and Prudential International are direct and indirect subsidiaries respectively of M&G plc, a company incorporated in the United Kingdom. The Prudential Assurance Company Limited is not affiliated in any manner with Prudential Financial, Inc, a company whose principal place of business is in the United States of America or Prudential plc, an international group incorporated in the United Kingdom.