

**Benchmark**

Benchmark	No benchmark
Sector	ABI Unclassified

**Identification Codes**

Sedol Code	B52WWM4
Mex Code	PUPROT
Isin Code	GB00B52WWM43
Citi Code	FPB0

**Fund Overview**

Bid (12/08/2022)	204.08
Offer	n/a
Fund size	-
Launch date	25/08/2009

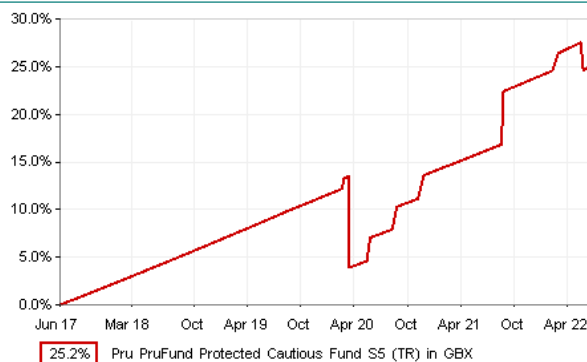
**Fund Charges**

Annual Management Charge (AMC)	1.75%
Further Costs	0.10%
<b>Yearly Total</b>	<b>1.85%</b>

**Aims**

Objective: The fund aims for steady and consistent growth over the medium to long term (5 to 10 years or more) through a cautious approach to investing. The fund invests in UK and international equities, property, fixed interest securities, index-linked securities, cash and other specialist investments. The fund will aim to invest 50-75% in fixed interest securities, index-linked securities and cash, although we may occasionally move outside this range to meet the fund objectives.

**Performance**



**Discrete performance - to last month end**

	31/07/17 to 31/07/18	31/07/18 to 31/07/19	31/07/19 to 31/07/20	31/07/20 to 31/07/21	31/07/21 to 31/07/22
Fund	4.5%	4.5%	-1.6%	8.1%	7.7%

**Annualised performance**

	Annualised		
	3 Years to 31/07/22	5 Years to 31/07/22	10 Years to 31/07/22
Fund	4.6%	4.6%	5.2%

**Fund Managers**
































Name: M&G Treasury & Investment office (Charles Griffith)  
 Manager of the underlying fund for: 7 years, 7 months

**Important Information**

- Because of changes in exchange rates the value of your investment, as well as any money you take from it, can go down as well as up.
- We can't predict the future. Past Performance isn't a guide to future performance. For the range of PruFund funds, what you receive will depend on the value of the underlying investments, the Expected Growth Rates as set by the Prudential Directors, our charges, the smoothing process, if there is a guarantee and when you take your money out.
- The capital guarantee, if applicable, is applied at the end of the guarantee term specified in your personal illustration document. The guarantees we provide are backed by the Prudential Assurance Company Limited (PAC) With-Profits Fund. We do not use a third party to back our guarantees. Guarantees are currently closed to new investments.
- Fund performance may include additional surplus shared with some PruFund funds. For further details visit [www.pru.co.uk/egr](http://www.pru.co.uk/egr)
- Source of portfolio data: Broadridge. Source of performance data: FE fundinfo. We can't predict the future. Past performance isn't a guide to future performance. The figures shown are intended only to demonstrate performance history of the fund, after allowing for the impact of fund charges and further costs, but take no account of product charges, or any Annual Management Charge paid for by the deduction of units. Charges and further costs may vary in the future and may be higher than they are now. Fund performance is based upon the movement of the daily price and is shown as total return in GBP with net income reinvested. The value of your investment can go down as well as up so you might get back less than you put in.
- This factsheet is for information purposes only. If there is information or terminology included that you would like to discuss, then please contact an adviser. Investors should refer to their policy documentation and supporting brochures for fund availability, investment strategy, any product information and charges. Every care has been taken in populating this output, however it must be appreciated that neither Broadridge, Prudential nor their sources guarantee the accuracy, adequacy or completeness of this information or make any warranties regarding results from its usage.

**Asset Allocation**

Name		% Weight
UK Investment Grade		13.50%
US Investment Grade		12.50%
UK Equities		9.20%
Asia Fixed Interest		8.70%
UK Property		6.00%
Asia ex. Japan Equities		5.60%
Europe Investment Grade		5.30%
North American Equities		4.80%
European Equities		4.10%
Emerging Market Debt		3.00%
Private Equity		2.90%
Cash & Equivalents		2.60%
Tactical Investment Opportunities		2.10%
Japanese Equities		2.00%
Infrastructure		2.00%
US Treasury		1.90%
Hedge Fund		1.60%
Middle East and Africa Equities		1.40%
Europe ex UK property		1.30%
Europe High Yield		1.30%
US High Yield		1.20%
Africa Fixed Interest		1.10%
Global Emerging Markets Equities		1.00%
North America Property		1.00%
Convertibles		1.00%
Private High Yield		0.90%
Asia Property		0.80%
Lower Risk Private Credit		0.70%
Global High Yield		0.50%

**Important Information**

- Because of changes in exchange rates the value of your investment, as well as any money you take from it, can go down as well as up. We can't predict the future. Past Performance isn't a guide to future performance. For the range of PruFund funds, what you receive will depend on the value of the underlying investments, the Expected Growth Rates as set by the Prudential Directors, our charges, the smoothing process, if there is a guarantee and when you take your money out.
- The capital guarantee, if applicable, is applied at the end of the guarantee term specified in your personal illustration document. The guarantees we provide are backed by the Prudential Assurance Company Limited (PAC) With-Profits Fund. We do not use a third party to back our guarantees. Guarantees are currently closed to new investments.
- Fund performance may include additional surplus shared with some PruFund funds. For further details visit [www.pru.co.uk/egr](http://www.pru.co.uk/egr)
- "Prudential" is a trading name of The Prudential Assurance Company Limited, which is registered in England and Wales. Registered office at 10 Fenchurch Avenue, London EC3M 5AG. Registered number 15454. Authorised by the Prudential Regulation Authority and regulated by the Financial Conduct Authority and the Prudential Regulation Authority.

## Commentary

30 June 2022

After a very disappointing opening quarter, investment returns across most asset classes continued to register heavy falls in the second quarter. The combination of a dire inflation outlook and interest rate rises sparked fears of a slowdown in the global economy that weighed heavily on investor sentiment. Volatility in commodity markets also persisted, with further increases in oil and gas prices adding to investor concerns over global growth as the war in Ukraine rumbled on. However, fears of a global recession knocked industrial metals prices, with many registering their first quarterly fall since the onset of the pandemic.

In the UK, equity and bond markets fell in June in the wake of a continued deterioration in the macroeconomic and geopolitical environment. Inflation has spiked this year, fed by elevated energy and food prices plus supply constraints. In the US, investor sentiment deteriorated as the Federal Reserve acknowledged the possibility that the economy could be tipped into recession by interest rates being raised aggressively to combat high inflation.

In currency markets, the US dollar was the best-performing major currency in the G10 group of industrialised nations as investors began to factor in more aggressive interest rate hikes from the US Federal Reserve.

UK commercial property made a solid start to the quarter, with real estate investors seemingly unperturbed by the gyrations seen in other asset classes.

The M&G Treasury & Investment Office (T&IO) outlook is cautious as much uncertainty remains.