

Benchmark

Benchmark	FTSE World Europe ex UK Index
Sector	OI Europe excluding UK Equities

Identification Codes

Sedol Code	3283002
Mex Code	SBEURP
Isin Code	IE0032830022
Citi Code	S777

Fund Overview

Bid (16/08/2022)	4.28
Offer (16/08/2022)	4.50
Fund size (30/06/2022)	£1.92m
Number of holdings	551
Launch date	09/04/2003

Fund Charges

Annual Management Charge (AMC)	1.20%
Further Costs	0.03%
Yearly Total	1.23%

Aims

Objective: The investment strategy of the fund is to purchase shares in European (excluding UK) companies via other M&G funds. It is a "fund of funds" holding units in several more specialised European equity funds to give access to a variety of methods for generating investment returns in differing market conditions.

Fund Investments: At least 80% of the underlying funds' Net Asset Value is directly invested in equity securities and equity-related securities of companies that are incorporated, listed, domiciled or do most of their business in the Europe, excluding the United Kingdom. The underlying funds may also invest in other transferable securities, cash, and near cash, directly or via funds (including funds managed by M&G) and may use derivatives for efficient portfolio management and hedging.

Performance




Discrete performance - to last month end

	31/07/17 to 31/07/18	31/07/18 to 31/07/19	31/07/19 to 31/07/20	31/07/20 to 31/07/21	31/07/21 to 31/07/22
Fund	4.3%	-2.1%	-6.2%	21.3%	-1.7%
Sector	4.1%	0.7%	-3.3%	26.1%	-9.9%
Rank	47/94	82/105	80/111	82/115	15/119
Quartile	2	4	3	3	1

Annualised performance

	Annualised		
	3 Years to 31/07/22	5 Years to 31/07/22	10 Years to 31/07/22
Fund	3.8%	2.7%	8.9%
Sector	3.2%	2.9%	8.7%
Rank	47/111	53/94	34/69
Quartile	2	3	2

Fund Managers



Name: M&G Treasury & Investment Office
 Manager for: 1 years, 3 months

Ratings

FE Crown



Important Information

- Because of changes in exchange rates the value of your investment, as well as any money you take from it, can go down as well as up.
- Some funds may invest in 'underlying' funds or other investment vehicles. The performance of our fund, compared to what it's invested in won't be exactly the same. That can be due to additional charges, cash management (needed to help people to enter and leave our fund when they want), tax and the timing of investments (this is known as a fund's dealing cycle, it varies between managers and can be several days).
- Source of portfolio data: Broadridge. Source of performance data: FE fundinfo. We can't predict the future. Past performance isn't a guide to future performance. The figures shown are intended only to demonstrate performance history of the fund, after allowing for the impact of fund charges and further costs, but take no account of product charges, or any Annual Management Charge paid for by the deduction of units. Charges and further costs may vary in the future and may be higher than they are now. Fund performance is based upon the movement of the daily price and is shown as total return in the fund's currency of denomination with gross income reinvested. The value of your investment can go down as well as up so you might get back less than you put in.
- This factsheet is for information purposes only. If there is information or terminology included that you would like to discuss, then please contact an adviser. Investors should refer to their policy documentation and supporting brochures for fund availability, investment strategy, any product information and charges. Every care has been taken in populating this output, however it must be appreciated that neither Broadridge, Prudential nor their sources guarantee the accuracy, adequacy or completeness of this information or make any warranties regarding results from its usage.


Fund Holdings

Name	% Weight	Sector	Country
1 M&G (LUX) FCP Europe ex UK Equity Fund Z3A Acc	72.80%	Managed Funds	Managed Funds
2 M&G (LUX) FCP Europe ex UK Index Fund Z3A Acc	27.20%	Managed Funds	Managed Funds

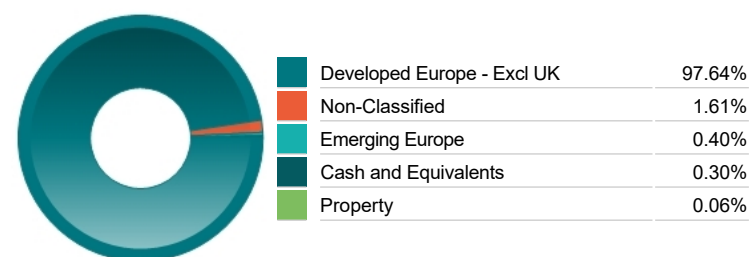
Top 10 Holdings

Name	% Weight	Sector	Country
1 NOVARTIS AG	4.59%	Pharmaceuticals & Biotechnology	Switzerland
2 TOTAL SE	4.33%	Non-Renewable Energy	France
3 ROCHE HLDG AG	3.61%	Pharmaceuticals & Biotechnology	Switzerland
4 NESTLE S.A.	3.12%	Food Producers	Switzerland
5 SANOFI	2.46%	Pharmaceuticals & Biotechnology	France
6 KONINKLIJKE AHOLD DELHAIZE NV	2.43%	Personal Care, Drug & Grocery Stores	Netherlands
7 UPM-KYMMENE OYJ	2.35%	Industrial Materials	Finland
8 BANK OF IRELAND GROUP	2.10%	Banks	Ireland
9 SIEMENS AG	2.10%	General Industrials	Germany
10 CAIXABANK SA	1.94%	Banks	Spain

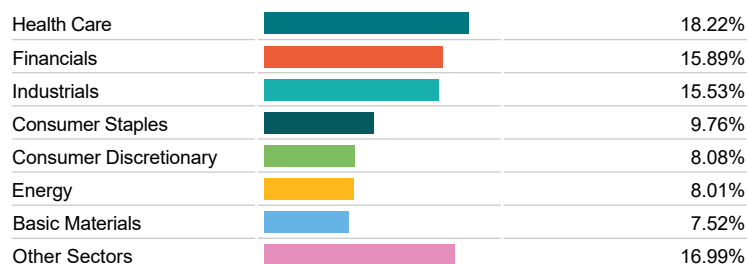
Asset Allocation



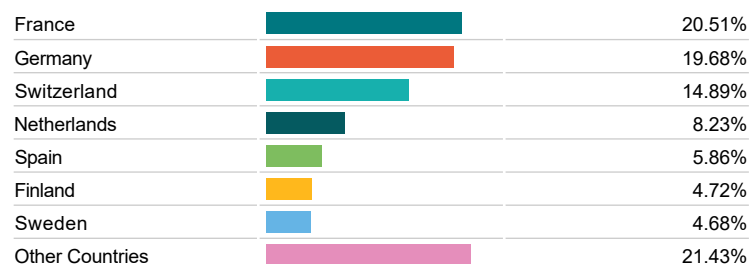
Regional Allocation



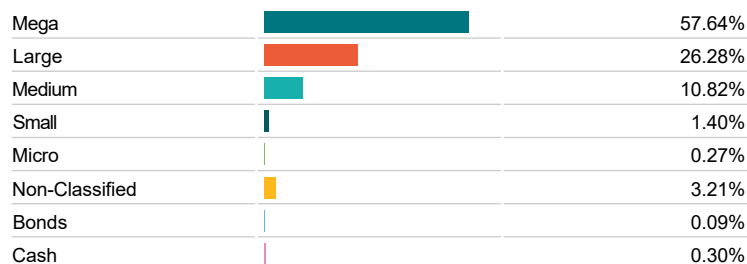
Sector Breakdown



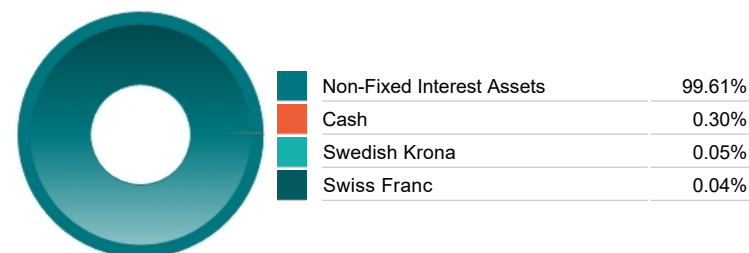
Top Country Breakdown



Breakdown By Market Cap (%)



Fixed Interest Currencies



Important Information

- Because of changes in exchange rates the value of your investment, as well as any money you take from it, can go down as well as up.
- The Industry Classification Benchmark is a product of FTSE International Limited and has been licensed for use.
- The registered office of Prudential International is in Ireland at Montague House, Adelaide Road, Dublin 2. Prudential International is a marketing name of Prudential International Assurance plc, a life assurance company operating from Ireland. Registration No. 209956. Prudential International Assurance plc is authorised and regulated by the Central Bank of Ireland and in the context of its UK regulated activities only, is deemed authorised by the Prudential Regulation Authority and subject to regulation by the Financial Conduct Authority and limited regulation by the Prudential Regulation Authority. Details of the Temporary Permissions Regime, which allows EEA-based firms to operate in the UK for a limited period while seeking full authorisation, are available on the Financial Conduct Authority's website. Prudential International is part of the same corporate group as The Prudential Assurance Company Limited. Both The Prudential Assurance Company Limited and Prudential International are direct and indirect subsidiaries respectively of M&G plc, a company incorporated in the United Kingdom. The Prudential Assurance Company Limited is not affiliated in any manner with Prudential Financial, Inc, a company whose principal place of business is in the United States of America or Prudential plc, an international group incorporated in the United Kingdom.