

**Benchmark**

Benchmark	MSCI AC World NR GBP
ABI Sector	Global Equities

**Identification Codes**

Sedol Code	B3BW016
Mex Code	PUAGGT
Isin Code	GB00B3BW0162
Citi Code	D9U2

**Fund Overview**

Bid (17/05/2019)	235.70
Offer	n/a
Fund size (31/03/2019)	£12.22m
Underlying Fund size	£794.70m
Number of holdings	128
Launch date	20/10/2008

**Fund Charges**

Base Annual Management Charge (AMC)	2.15%
Additional Charges	0.08%
<b>Total Charges</b>	<b>2.23%</b>

**Aims**

The investment strategy of the fund is to purchase units in the Artemis Global Growth Fund. That fund aims to achieve long-term capital growth from a diversified portfolio investing in any economic sector in any part of the world. The Manager actively manages the portfolio in order to achieve the objective and will not be restricted in respect of choice of investments either by company size or industry, or in terms of the geographical split of the portfolio.

**Performance**



**Discrete performance - to last month end**

	30/04/14 to 30/04/15	30/04/15 to 30/04/16	30/04/16 to 30/04/17	30/04/17 to 30/04/18	30/04/18 to 30/04/19
Fund	23.7%	-1.8%	21.8%	9.1%	0.8%
Sector	13.5%	-1.5%	22.9%	6.3%	6.5%
Rank	10/390	235/397	272/405	67/409	371/410
Quartile	1	3	3	1	4

**Annualised performance**

	Annualised		
	3 Years to 30/04/19	5 Years to 30/04/19	10 Years to 30/04/19
Fund	10.2%	10.2%	10.7%
Sector	11.6%	9.2%	9.9%
Rank	292/405	121/390	116/321
Quartile	3	2	2

**Fund Managers**



Name: Peter Saacke  
 Manager of the underlying fund for: 15 years, 4 months

**Ratings**

Morningstar Analyst Rating™




**Important Information**

- Exchange rate fluctuations may cause the Sterling values of overseas investments to rise or fall.
- Source of portfolio data: FundsLibrary. Source of performance data: Financial Express (FE). Please remember that past performance is not a reliable indicator of future performance. The figures shown are intended only to demonstrate performance history of the fund and take no account of product charges, or the Annual Management Charge for any available PruFund funds.. The application of charges may impact the overall performance. Please also note that our charges may vary in the future and may be higher than they are now. Fund Performance is based upon the movement of the daily price and is shown as total return in GBP with net income reinvested. The value of your investment can go down as well as up and you may not get back the amount you put in.
- This factsheet is for information purposes only. If there is information or terminology included that you would like to discuss, then please contact an adviser. Investors should refer to their policy documentation and supporting brochures for fund availability, investment strategy, any product information and charges. Every care has been taken in populating this output, however it must be appreciated that neither FundsLibrary, Prudential nor their sources guarantee the accuracy, adequacy or completeness of this information or make any warranties regarding results from its usage.

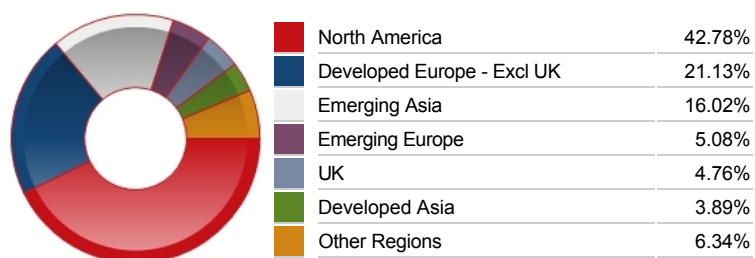
**Top 10 Holdings**

Name	% Weight	Sector	Country
1 Roche Holding AG Part. Cert.	1.66%	Pharmaceuticals & Biotechnology	Switzerland
2 JPMorgan Chase & Co.	1.66%	Banks	United States
3 Lukoil PJSC	1.60%	Oil & Gas Producers	Russian Federation
4 Imperial Brands	1.54%	Tobacco	United Kingdom
5 Bristol-Myers Squibb Co.	1.43%	Pharmaceuticals & Biotechnology	United States
6 Cummins	1.39%	Industrial Engineering	United States
7 Cisco Systems	1.38%	Technology Hardware & Equipment	United States
8 Bank of Communications (H)	1.38%	Banks	China
9 Allianz SE	1.38%	Nonlife Insurance	Germany
10 Intel Corp.	1.36%	Technology Hardware & Equipment	United States

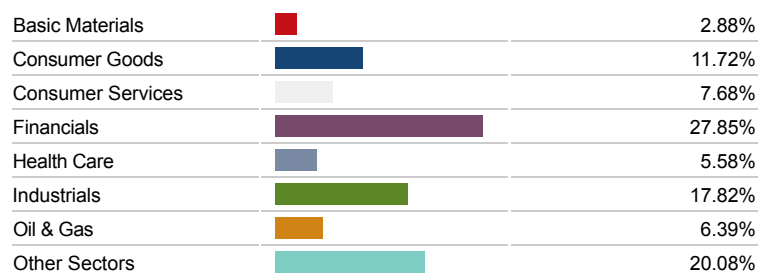
**Asset Allocation**



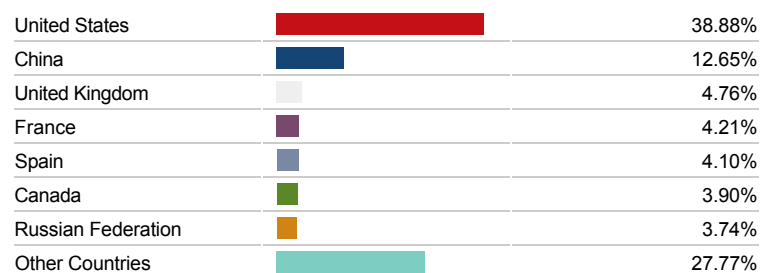
**Regional Allocation**



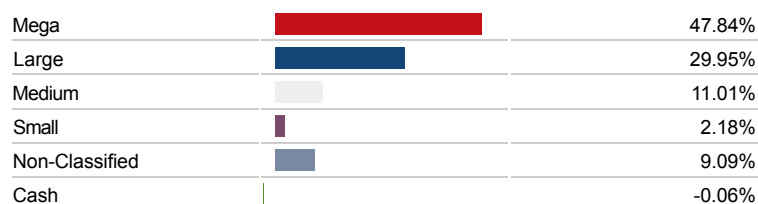
**Equity Sector Breakdown**




**Top Country Breakdown**



**Breakdown By Market Cap (%)**



**Fixed Interest Currencies**



**Important Information**

- Exchange rate fluctuations may cause the Sterling values of overseas investments to rise or fall.
- The Industry Classification Benchmark is a product of FTSE International Limited and has been licensed for use.
- "Prudential" is a trading name of The Prudential Assurance Company Limited (PACL), which is registered in England and Wales. This name is also used by other companies within the Prudential Group. Registered office at 10 Fenchurch Avenue, London EC3M 5AG. Registered number 15454. Authorised by the Prudential Regulation Authority and regulated by the Financial Conduct Authority and the Prudential Regulation Authority.