Prudential Distribution (exSA) S1

Pru
part of M&G plc

Benchmark

Benchmark	Composite
ABI Sector	Distribution Funds

Identification Codes

Sedol Code	0779214
Mex Code	SBDIST
Isin Code	GB0007792145
Citi Code	S187

Fund Overview

Bid (30/04/2026)	153.40
Offer (30/04/2026)	161.50
Fund size (31/03/2026)	£42.74m
Number of holdings	4217
Launch date	17/10/1994

Fund Charges

Annual Management Charge (AMC)	0.75%
Further Costs	0.12%
Yearly Total	**0.87%**

Aims

Objective: The investment strategy of the fund is to provide income with the potential for capital growth by investing mainly in a broad spread of collective investment schemes. The fund will have exposure to a range of asset classes, including at least 80% in UK equities, UK property and sterling denominated bonds with the remainder in overseas property, overseas bonds, alternative assets and other asset types. Derivative instruments may be used for efficient portfolio management.

Performance

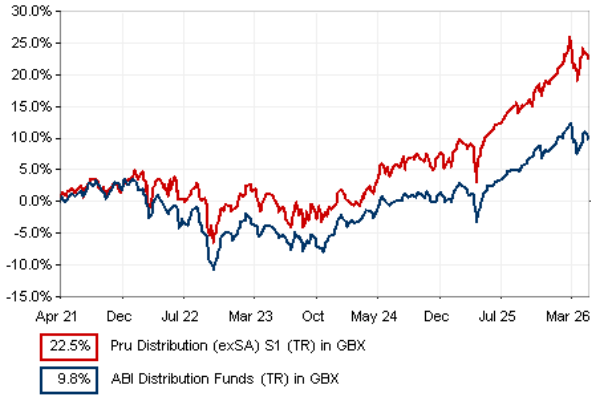

Discrete performance - to last month end

	30/04/21 to 30/04/22	30/04/22 to 30/04/23	30/04/23 to 30/04/24	30/04/24 to 30/04/25	30/04/25 to 30/04/26
Fund	3.0%	-2.0%	2.4%	5.6%	12.2%
Sector	-0.3%	-3.6%	2.8%	2.0%	9.0%
Rank	2/36	7/36	19/36	1/36	7/36
Quartile	1	1	3	1	1

Annualised performance

	Annualised		
	3 Years to 30/04/26	5 Years to 30/04/26	10 Years to 30/04/26
Fund	6.7%	4.1%	3.6%
Sector	4.6%	1.9%	2.6%
Rank	9/36	5/36	10/32
Quartile	1	1	2

Fund Managers

Name: Life Investment Office

Manager for: 11 years, 4 months

Ratings

FE Crown

Important Information

- Because of changes in exchange rates the value of your investment, as well as any money you take from it, can go down as well as up.
- Some funds may invest in 'underlying' funds or other investment vehicles. The performance of our fund, compared to what it's invested in won't be exactly the same. That can be due to additional charges, cash management (needed to help people to enter and leave our fund when they want), tax and the timing of investments (this is known as a fund's dealing cycle, it varies between managers and can be several days).
- Source of portfolio data: Broadridge. Source of performance data: FE fundinfo. We can't predict the future. Past performance isn't a guide to future performance. The figures shown are intended only to demonstrate performance history of the fund, after allowing for the impact of fund charges and further costs, but take no account of product charges, or any Annual Management Charge paid for by the deduction of units. Charges and further costs may vary in the future and may be higher than they are now. Fund performance is based upon the movement of the daily price and is shown as total return in GBP with net income reinvested. The value of your investment can go down as well as up so you might get back less than you put in.
- This factsheet is for information purposes only. If there is information or terminology included that you would like to discuss, then please contact an adviser. Investors should refer to their policy documentation and supporting brochures for fund availability, investment strategy, any product information and charges. Every care has been taken in populating this output, however it must be appreciated that neither Broadridge, Prudential nor their sources guarantee the accuracy, adequacy or completeness of this information or make any warranties regarding results from its usage.

Prudential Distribution (exSA) S1

Pru
part of M&G plc

Portfolio data accurate as at: **31/03/26**

Top 10 Fund Holdings

	Name	% Weight
1	M&G Dividend Class C GBP	48.57%
2	M&G Sterling Investment Grade Corporate Bond Class Z2A	25.27%
3	PRUDENTIAL REAL ESTATE PARTNER	5.35%
4	M&G (Lux) Asian Local Currency Bond Class ZI	2.03%
5	Legal & General Global Infrastructure Index Class C	1.90%
6	M&G Emerging Markets Bond Class PP GBP	1.42%
7	MANAGED EURO PROPERTY	1.39%
8	M&G Asia Property Fund Class SH CLS Series 1	1.15%
9	iShares iShares II plc US Property Yield UCITS ETF USD (Dist)	1.03%
10	M+G US TREASURY BOND ACTIVE UC	1.00%

Top 10 Holdings

	Name	% Weight
1	PRUDENTIAL REAL ESTATE PARTNER	5.35%
2	HSBC HOLDINGS	4.28%
3	BRITISH AMERICAN TOBACCO P.L.C.	3.14%
4	ASTRAZENECA	2.59%
5	SHELL	2.32%
6	IMPERIAL BRANDS	2.27%
7	RIO TINTO	2.16%
8	GSK	1.94%
9	LLOYDS BANKING GROUP	1.77%
10	NATIONAL GRID	1.76%

Asset Allocation

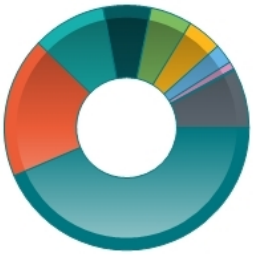

UK Equities	43.59%
International Bonds	18.59%
UK Corporate Bonds	9.73%
International Equities	6.32%
Cash and Equivalents	5.50%
Property	4.64%
UK Gilts	2.63%
Commodities	1.00%
Investment Trusts	0.22%
Other Assets	7.78%

Regional Allocation

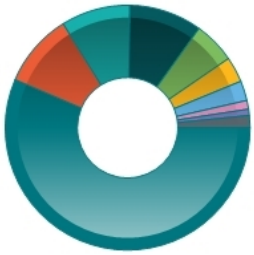

UK	56.42%
Developed Europe - Excl UK	9.76%
North America	9.11%
Non-Classified	9.63%
Cash and Equivalents	5.50%
Property	3.37%
Emerging Asia	2.62%
South & Central America	1.15%
Developed Asia	0.83%
Other Regions	1.60%

Sector Breakdown

Bonds	30.95%
Financials	17.53%
Non-Classified	8.92%
Consumer Staples	6.25%
Cash and Equivalents	5.50%
Energy	5.13%
Utilities	4.74%
Other Sectors	20.98%

Top Country Breakdown

United Kingdom	55.97%
United States	7.95%
Non-Classified	9.63%
Cash and Equivalents	5.50%
Direct Property and REITs	3.37%
France	2.83%
Ireland	1.37%
Other Countries	13.37%

Breakdown By Market Cap (%)

Mega	20.43%
Large	7.76%
Medium	6.75%
Small	2.99%
Micro	0.39%
Non-Classified	25.23%
Bonds	30.95%
Cash	5.50%

Fixed Interest Currencies

Non-Fixed Interest Assets	63.54%
Pound Sterling	25.13%
Cash	5.51%
US Dollar	2.63%
Indian Rupee	0.41%
Euro	0.40%
Other Currencies	2.36%

Fixed Interest Quality Profile

AAA	3.81%
AA	5.92%
A	7.16%
BBB	7.41%
Sub-Investment Grade	0.62%
Unknown Quality	6.04%
Cash and Equivalents	5.50%
Other Asset Types	63.54%

Fixed Interest Maturity Profile

< 5Yr Maturity	14.48%
5Yr - 10Yr Maturity	7.02%
10Yr - 15Yr Maturity	3.60%
> 15Yr Maturity	5.85%
Cash And Equivalents	5.50%
Unknown Maturity	8.35%
Other Asset Types	55.20%

Important Information

- Because of changes in exchange rates the value of your investment, as well as any money you take from it, can go down as well as up.
- The Industry Classification Benchmark is a product of FTSE International Limited and has been licensed for use.
- 'Prudential' is a trading name of The Prudential Assurance Company Limited, which is registered in England and Wales. Registered office at 10 Fenchurch Avenue, London EC3M 5AG. Registered number 15454. Authorised by the Prudential Regulation Authority and regulated by the Financial Conduct Authority and the Prudential Regulation Authority.