

Benchmark

Benchmark	45% MSCI AC World High Dividend Yield
	GBP Hedged + 55% Bloomberg Global
Aggregate Total Return	GBP Hedged (UK CPI
	+4% pre 04/07/2023)
ABI Sector	Mixed Investment 20-60% Shares

Identification Codes

Sedol Code	B3BW4J2
Mex Code	PUCTMG
Isin Code	GB00B3BW4J21
Citi Code	D9N7

Fund Overview

Bid (19/11/2021)	197.00
Offer (19/11/2021)	207.30
Fund size (31/10/2021)	£1.74m
Underlying Fund size	£620.25m
Number of holdings	6613
Launch date	20/10/2008

Fund Charges

Annual Management Charge (AMC)	1.60%
Further Costs	0.00%
Yearly Total	1.60%

Aims


Objective: The investment strategy of the fund is to purchase units in the Ninety One Cautious Managed Fund – the underlying fund.

Underlying Fund Objective: The fund aims to provide capital growth (to grow the value of your investment) and income over at least 5 years. The fund targets a return of UK Consumer Prices Index (CPI) +4% each year (before fees), over 5-year rolling periods. While the fund aims to achieve its objective and its performance target, there is no guarantee that either will be achieved, over 5-year rolling periods or over any period and there is a risk of loss.

Performance

No data available! Please enter a valid code!

Fund Managers



Name:	Jason Borbora-Sheen	John Stopford
Manager of the underlying fund for:	3 years, 11 months	3 years, 11 months

Ratings

FE Crown



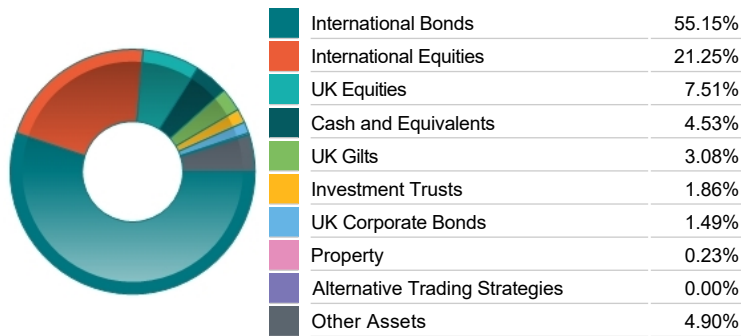
Important Information

- Because of changes in exchange rates the value of your investment, as well as any money you take from it, can go down as well as up.
- Some funds may invest in ‘underlying’ funds or other investment vehicles. The performance of our fund, compared to what it’s invested in won’t be exactly the same. That can be due to additional charges, cash management (needed to help people to enter and leave our fund when they want), tax and the timing of investments (this is known as a fund’s dealing cycle, it varies between managers and can be several days).
- Source of portfolio data: Broadridge. Source of performance data: FE fundinfo. We can’t predict the future. Past performance isn’t a guide to future performance. The figures shown are intended only to demonstrate performance history of the fund, after allowing for the impact of fund charges and further costs, but take no account of product charges, or any Annual Management Charge paid for by the deduction of units. Charges and further costs may vary in the future and may be higher than they are now. Fund performance is based upon the movement of the daily price and is shown as total return in GBP with gross income reinvested. The value of your investment can go down as well as up so you might get back less than you put in.
- This factsheet is for information purposes only. If there is information or terminology included that you would like to discuss, then please contact an adviser. Investors should refer to their policy documentation and supporting brochures for fund availability, investment strategy, any product information and charges. Every care has been taken in populating this output, however it must be appreciated that neither Broadridge, Prudential nor their sources guarantee the accuracy, adequacy or completeness of this information or make any warranties regarding results from its usage.

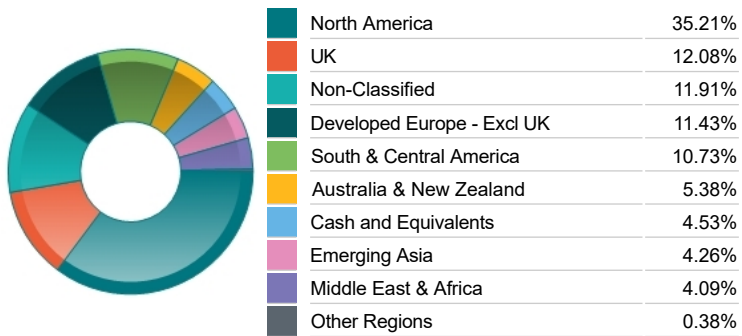
Top 10 Holdings

Name	% Weight	Sector	Country
1 UNITED STATES TREASURY NOTE/BO 06/26 4.125	3.78%	Bonds	United States
2 4¼% Treasury Stock 2032	2.83%	Bonds	United Kingdom
3 UNITED STATES TREASURY NOTE/BO 10/24 0.625	2.72%	Bonds	United States
4 UNITED STATES TREASURY NOTE/BO 07/25 4.75	2.66%	Bonds	United States
5 UNITED STATES TREASURY NOTE/BO 10/24 4.375	1.87%	Bonds	United States
6 MEXICAN BONOS BONDS 09/24 8	1.77%	Bonds	Mexico
7 UNITED STATES TREASURY NOTE/BO 05/32 2.875	1.72%	Bonds	United States
8 NEW ZEALAND LOCAL GOVERNMENT F LOCAL GOVT G 04/33 3.5	1.58%	Bonds	Non-Classified
9 UNITED STATES TREASURY NOTE/BO 05/37 5	1.58%	Bonds	United States
10 UNITED STATES TREASURY NOTE/BO 02/28 4	1.56%	Bonds	United States

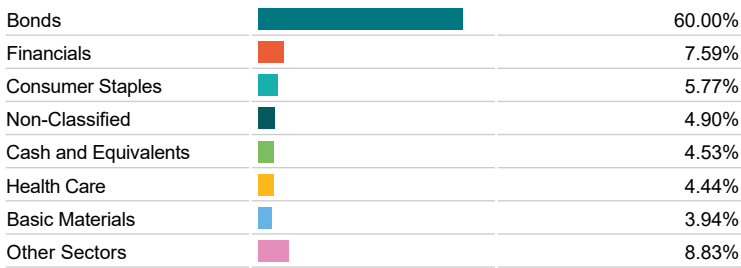
Asset Allocation



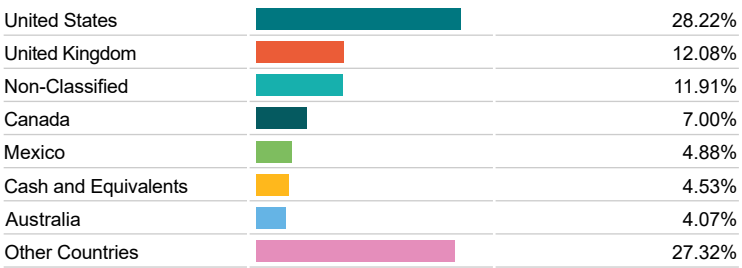
Regional Allocation



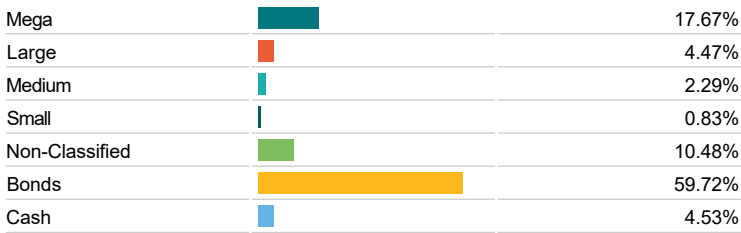
Bond Sector Breakdown



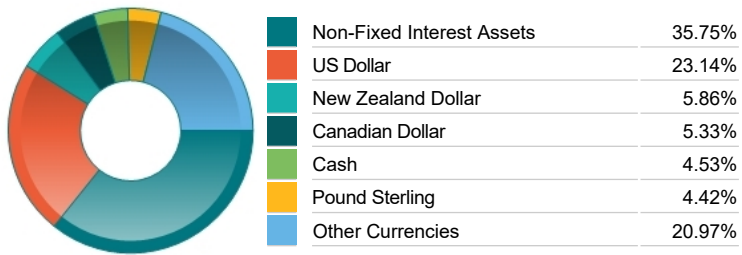
Top Country Breakdown



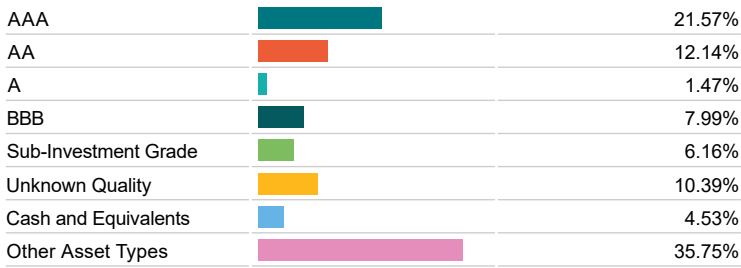
Breakdown By Market Cap (%)



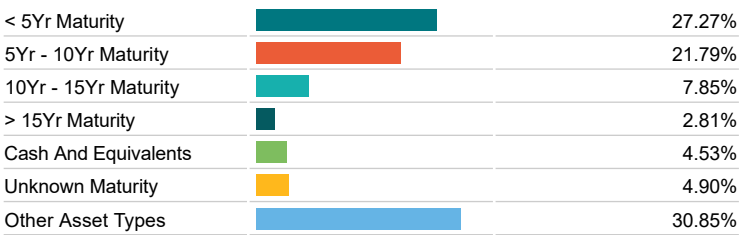
Fixed Interest Currencies



Fixed Interest Quality Profile



Fixed Interest Maturity Profile



Important Information

- Because of changes in exchange rates the value of your investment, as well as any money you take from it, can go down as well as up.
- The Industry Classification Benchmark is a product of FTSE International Limited and has been licensed for use.
- "Prudential" is a trading name of The Prudential Assurance Company Limited, which is registered in England and Wales. Registered office at 10 Fenchurch Avenue, London EC3M 5AG. Registered number 15454. Authorised by the Prudential Regulation Authority and regulated by the Financial Conduct Authority and the Prudential Regulation Authority.