

Benchmark

Benchmark	IA Sterling Strategic Bond sector average
Sector	ABI Sterling Strategic Bond

Identification Codes

Sedol Code	B3BW050
Mex Code	PUAHIN
Isin Code	GB00B3BW0501
Citi Code	D9U5

Fund Overview

Bid (15/02/2019)	166.60
Offer	n/a
Fund size (31/12/2018)	£5.59m
Underlying Fund size	£1234.58m
Number of holdings	144
Launch date	20/10/2008

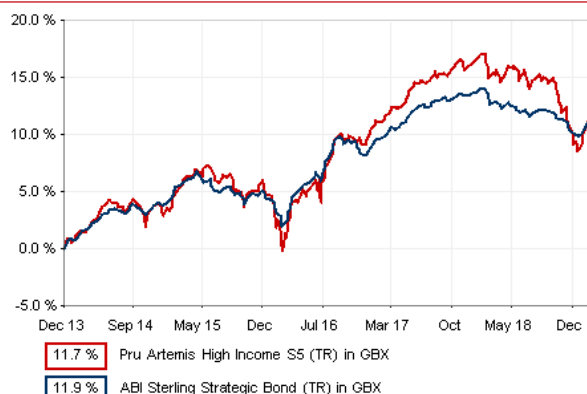
Fund Charges

Base Annual Management Charge (AMC)	2.05%
Additional Charges	0.07%
Total Charges	2.12%

Aims

The investment strategy of the fund is to purchase units in the Artemis High Income Fund. That fund aims to achieve a higher than average initial yield, combined with the prospect of rising income and some capital growth over the long-term. The emphasis of the fund will be investment in UK fixed-interest investments and preference shares, however, the Manager has the flexibility to invest in all economic sectors worldwide and in equities.

Performance



Discrete performance - to last month end

	31/01/14 to 31/01/15	31/01/15 to 31/01/16	31/01/16 to 31/01/17	31/01/17 to 31/01/18	31/01/18 to 31/01/19
Fund	4.3%	-2.2%	8.3%	4.9%	-4.9%
Sector	4.8%	-2.0%	6.1%	3.9%	-2.2%
Rank	76/134	77/140	19/140	45/145	141/145
Quartile	3	3	1	2	4

Annualised performance

	Annualised		
	3 Years to 31/01/19	5 Years to 31/01/19	10 Years to 31/01/19
Fund	2.6%	2.0%	6.6%
Sector	2.5%	2.0%	6.1%
Rank	76/140	74/134	47/99
Quartile	3	3	2

Fund Managers



Name: Alex Ralph
 Manager of the underlying fund for: 5 years

Ratings

Morningstar Analyst Rating™



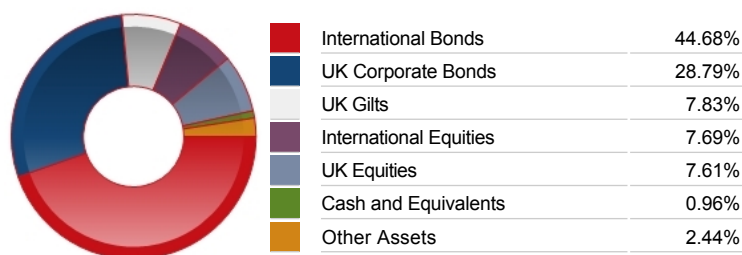
Important Information

- Source of portfolio data: FundsLibrary. Source of performance data: Financial Express (FE). Please remember that past performance is not a reliable indicator of future performance. The figures shown are intended only to demonstrate performance history of the fund and take no account of product charges, or the Annual Management Charge for any available PruFund funds.. The application of charges may impact the overall performance. Please also note that our charges may vary in the future and may be higher than they are now. Fund Performance is based upon the movement of the daily price and is shown as total return in GBP with net income reinvested. The value of your investment can go down as well as up and you may not get back the amount you put in.
- This factsheet is for information purposes only. If there is information or terminology included that you would like to discuss, then please contact an adviser. Investors should refer to their policy documentation and supporting brochures for fund availability, investment strategy, any product information and charges. Every care has been taken in populating this output, however it must be appreciated that neither FundsLibrary, Prudential nor their sources guarantee the accuracy, adequacy or completeness of this information or make any warranties regarding results from its usage.

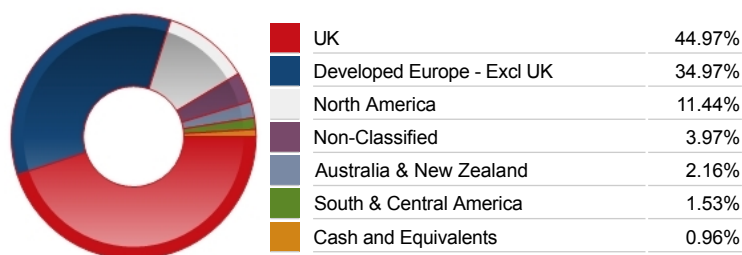
Top 10 Holdings

Name	% Weight	Sector	Country
1 ¾% Treasury Gilt 2023	4.04%	Bonds	United Kingdom
2 1¾% Treasury Gilt 2022	3.79%	Bonds	United Kingdom
3 PHOENIX GRP HLD PLC	1.33%	Life Insurance	United Kingdom
4 RBS CAPITAL TRUST II 6.425%	1.28%	Banks	United States
5 RWE AG CALLABLE NOTES VARIABLE GBP 100000	1.15%	Gas, Water & Multiutilities	Germany
6 Sanofi	1.14%	Pharmaceuticals & Biotechnology	France
7 BURFORD CAPITAL LTD USD 6.125% 2025 (NEW)	1.12%	Bonds	United Kingdom
8 AMERICA MOVIL SAB DE CV CALLABLE NOTES VARIABLE 06/SEP/2073 GBP 1000	1.10%	Mobile Telecommunications	Mexico
9 NGG FINANCE PLC 5.625% VAR 2073	1.08%	Gas, Water & Multiutilities	United Kingdom
10 ARGENTUM NETHERLANDS BV FOR SWISS RE LTD CALLABLE BOND VARIABLE 15/AUG/2050 USD 1000	1.07%	Nonlife Insurance	Non-Classified

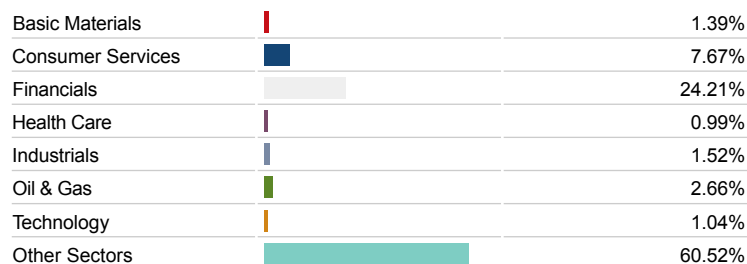
Asset Allocation



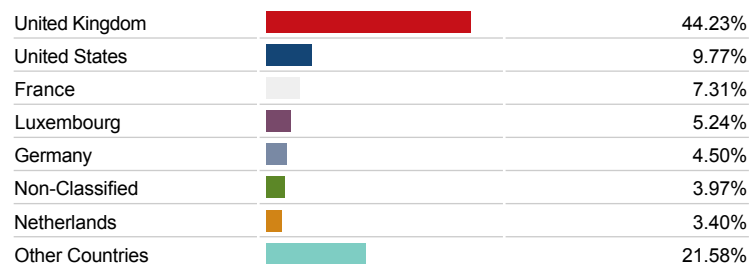
Regional Allocation



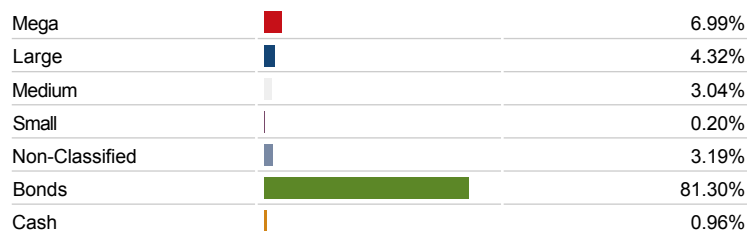
Bond Sector Breakdown



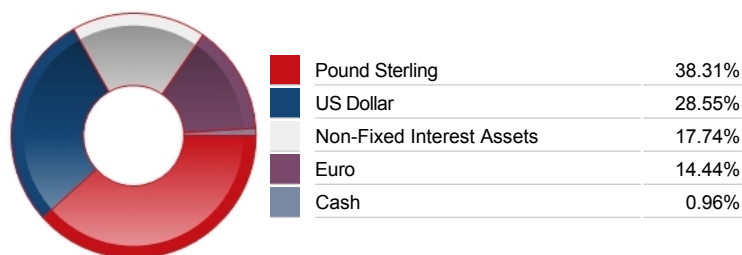
Top Country Breakdown



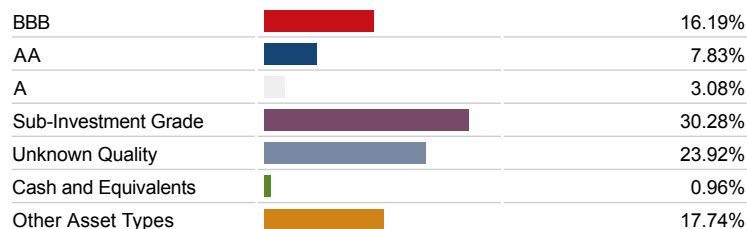
Breakdown By Market Cap (%)



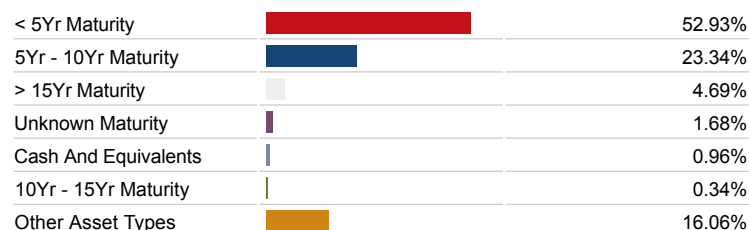
Fixed Interest Currencies



Fixed Interest Quality Profile



Fixed Interest Maturity Profile



Important Information

- The Industry Classification Benchmark is a product of FTSE International Limited and has been licensed for use
- "Prudential" is a trading name of The Prudential Assurance Company Limited, which is registered in England and Wales. This name is also used by other companies within the Prudential Group. Registered office at Laurence Pountney Hill, London EC4R 0HH. Registered number 15454. Authorised by the Prudential Regulation Authority and regulated by the Financial Conduct Authority and the Prudential Regulation Authority.