

Benchmark

Benchmark	MSCI North America Index with net dividends re-invested
Benchmark Category	-
IA Sector	North America

Identification Codes

Sedol Code	B1XG9G0
Mex Code	PCOMNQ
Isin Code	GB00B1XG9G04
Citi Code	A3H6

Fund Overview

Mid (26/04/2024)	575.44p
Historic yield	0.26%
Fund size (31/12/2023)	£1736.72m
Number of holdings	167
Ongoing Charges	0.95%
Launch date	05/04/2012

Fund Charges

Entry Charge	0.00%
Ongoing Charges	0.95%

Fund Background

Valuation frequency	Daily
Valuation point	12:00
Fund type	OEIC
Launch price	£1.00
Fund currency	Pound Sterling
Fund domicile	United Kingdom
ISA allowable	Yes
SIPP allowable	Yes

Dealing

Minimum Investment	£5000000
Minimum Top Up	£150000
Minimum Regular Saving	-
Settlement Period: Buy	4 days
Settlement Period: Sell	4 days
Pricing Basis	Forward
Dealing Decimals	3

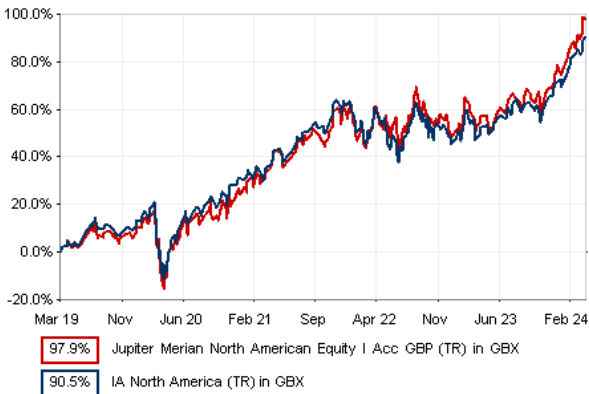
Distribution Dates

Ex dividend date(s)	Income payment date(s)
01 November	31 December

Aims

To seek to achieve capital growth by delivering a return, net of fees, greater than that of the MSCI North America Index with net dividends reinvested over rolling 3 year periods. The fund primarily invests (at least 70%) in a diversified portfolio of North American equities.

Performance



Discrete performance - to last month end

	31/03/19 to 31/03/20	31/03/20 to 31/03/21	31/03/21 to 31/03/22	31/03/22 to 31/03/23	31/03/23 to 31/03/24
Fund	-6.4%	44.6%	18.0%	-3.3%	28.1%
Sector	-4.0%	42.4%	16.1%	-4.0%	25.1%
Rank	114/204	118/218	76/227	63/244	112/253
Quartile	3	3	2	2	2

Annualised performance

		Annualised		
		3 Years to 31/03/24	5 Years to 31/03/24	10 Years to 31/03/24
Fund		13.5%	14.6%	15.6%
Sector		11.7%	13.8%	13.8%
Rank		50/227	78/204	20/124
Quartile		1	2	1

Fund Managers



Name: Amadeo Alentorn
Manager for: 2 years, 3 months

Ratings

FE Crown



Group Details

Group name	Jupiter Unit Trust Managers Limited
Group address	The Zig Zag Building, 70 Victoria Street, London, SW1E 6SQ
Group telephone	020 3817 1063
Dealing telephone	0800 561 4000
Email	intermediary-sales-support@jupiteram.com
Homepage	www.jupiteram.com
Fax number	0800 561 4001


Important Information

• Source of portfolio data: Broadridge. Source of performance data: FE fundinfo. We can't predict the future. Past performance isn't a guide to future performance. The figures shown are intended only to demonstrate performance history of the fund, after allowing for the impact of ongoing charges, but take no account of product charges. Ongoing charges may vary in the future and may be higher than they are now. Fund performance is based upon the movement of the daily price and is shown as total return in GBP with income reinvested. The value of your investment can go down as well as up so you might get back less than you put in. This factsheet is for information purposes only. If there is information or terminology included that you would like to discuss, then please contact an adviser. Investors should refer to their policy documentation and supporting brochures for fund availability, investment strategy, any product information and charges. Every care has been taken in populating this output, however it must be appreciated that neither Broadridge, Prudential nor their sources guarantee the accuracy, adequacy or completeness of this information or make any warranties regarding results from its usage.


Top 10 Holdings

Name	% Weight	Sector	Country
1 APPLE	5.64%	Technology Hardware & Equipment	United States
2 MICROSOFT CORPORATION	4.73%	Software & Computer Services	United States
3 NVIDIA CORP	3.14%	Technology Hardware & Equipment	United States
4 ALPHABET INC	2.89%	Software & Computer Services	United States
5 META PLATFORMS	2.88%	Software & Computer Services	United States
6 S&P500 Emini Mar 24	2.82%	Non-Classified	Non-Classified
7 VISA	2.18%	Industrial Support Services	United States
8 ADOBE	1.86%	Software & Computer Services	United States
9 AMAZON.COM	1.76%	Retailers	United States
10 ALPHABET INC	1.66%	Software & Computer Services	United States

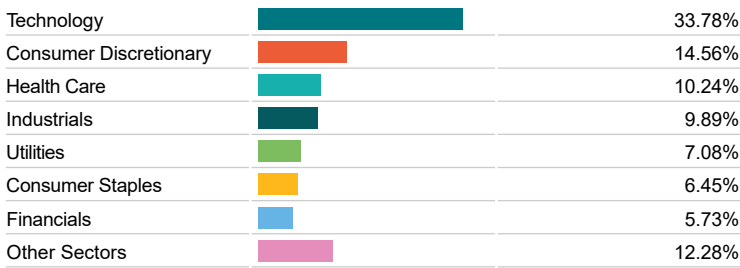
Asset Allocation




Regional Allocation



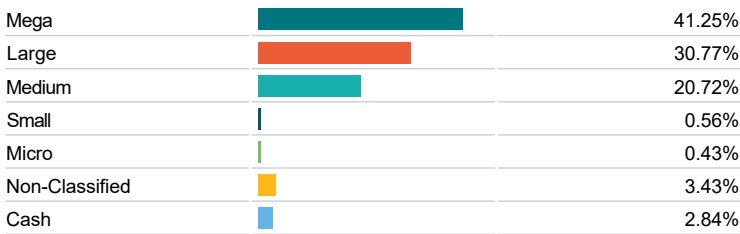
Equity Sector Breakdown




Top Country Breakdown



Breakdown By Market Cap (%)



Fixed Interest Currencies



Important Information

• The Industry Classification Benchmark is a product of FTSE International Limited and has been licensed for use. "Prudential" is a trading name of The Prudential Assurance Company Limited, which is registered in England and Wales. Registered office at 10 Fenchurch Avenue, London EC3M 5AG. Registered number 15454. Authorised by the Prudential Regulation Authority and regulated by the Financial Conduct Authority and the Prudential Regulation Authority.