

Benchmark

Benchmark	IA UK All Companies sector average
Sector	ABI UK All Companies

Identification Codes

Sedol Code	0537285
Mex Code	SBEQTP
Isin Code	GB0005372858
Citi Code	SG73

Fund Overview

Bid (14/06/2019)	248.40
Offer (14/06/2019)	261.40
Fund size (30/04/2019)	£383.45m
Underlying Fund size	£2900.89m
Number of holdings	406
Launch date	26/01/1998

Fund Charges

Base Annual Management Charge (AMC)	1.00%
Additional Charges	0.00%
Total Charges	1.00%

Aims

The investment strategy of the fund is to purchase units in the LF Prudential UK Growth Qualified Investor Scheme Fund. That fund aims to achieve capital growth over the longer term from a range of mostly UK securities (up to 20% of the property of the Trust may be invested overseas).

Performance



Discrete performance - to last month end

	31/05/14 to 31/05/15	31/05/15 to 31/05/16	31/05/16 to 31/05/17	31/05/17 to 31/05/18	31/05/18 to 31/05/19
Fund	9.1%	-6.6%	23.5%	4.4%	-6.3%
Sector	9.8%	-6.3%	20.4%	5.1%	-5.0%
Rank	359/735	332/760	226/771	520/784	520/786
Quartile	2	2	2	3	3

Annualised performance

	Annualised		
	3 Years to 31/05/19	5 Years to 31/05/19	10 Years to 31/05/19
Fund	6.5%	4.2%	8.6%
Sector	6.4%	4.4%	9.2%
Rank	433/771	358/735	369/608
Quartile	3	2	3

Fund Managers



Name: Jonathan Proffitt
 Manager of the underlying fund for: 7 years, 10 months

Ratings

FE Crown



Important Information

- Source of portfolio data: FundsLibrary. Source of performance data: Financial Express (FE). Please remember that past performance is not a reliable indicator of future performance. The figures shown are intended only to demonstrate performance history of the fund and take no account of product charges, or the Annual Management Charge for any available PruFund funds. The application of charges may impact the overall performance. Please also note that our charges may vary in the future and may be higher than they are now. Fund Performance is based upon the movement of the daily price and is shown as total return in GBP with net income reinvested. The value of your investment can go down as well as up and you may not get back the amount you put in.
- This factsheet is for information purposes only. If there is information or terminology included that you would like to discuss, then please contact an adviser. Investors should refer to their policy documentation and supporting brochures for fund availability, investment strategy, any product information and charges. Every care has been taken in populating this output, however it must be appreciated that neither FundsLibrary, Prudential nor their sources guarantee the accuracy, adequacy or completeness of this information or make any warranties regarding results from its usage.


Top 10 Fund Holdings

Name	% Weight	Sector	Country
1 M&G Smaller Companies Class C GBP	5.08%	Managed Funds	Managed Funds
2 BP	4.86%	Oil & Gas Producers	United Kingdom
3 HSBC Holdings PLC (UK Reg)	3.38%	Banks	United Kingdom
4 Royal Dutch Shell B	3.23%	Oil & Gas Producers	United Kingdom
5 British American Tobacco	2.91%	Tobacco	United Kingdom
6 AstraZeneca	2.87%	Pharmaceuticals & Biotechnology	United Kingdom
7 Rio Tinto	2.84%	Mining	United Kingdom
8 GlaxoSmithKline	2.80%	Pharmaceuticals & Biotechnology	United Kingdom
9 Diageo	2.78%	Beverages	United Kingdom
10 Unilever	2.35%	Personal Goods	United Kingdom


Top 10 Holdings

Name	% Weight	Sector	Country
1 BP	4.86%	Oil & Gas Producers	United Kingdom
2 HSBC Holdings PLC (UK Reg)	3.38%	Banks	United Kingdom
3 Royal Dutch Shell B	3.23%	Oil & Gas Producers	United Kingdom
4 British American Tobacco	2.91%	Tobacco	United Kingdom
5 AstraZeneca	2.87%	Pharmaceuticals & Biotechnology	United Kingdom
6 Rio Tinto	2.84%	Mining	United Kingdom
7 GlaxoSmithKline	2.80%	Pharmaceuticals & Biotechnology	United Kingdom
8 Diageo	2.78%	Beverages	United Kingdom
9 Unilever	2.35%	Personal Goods	United Kingdom
10 Prudential	1.66%	Life Insurance	United Kingdom

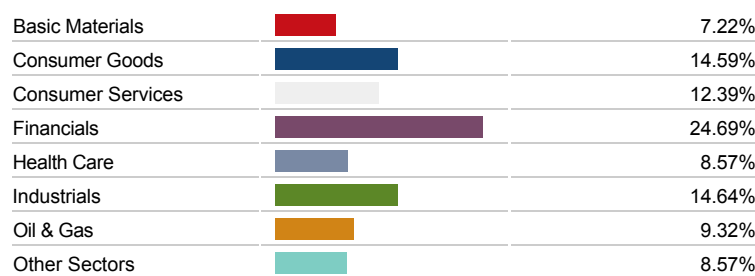
Asset Allocation



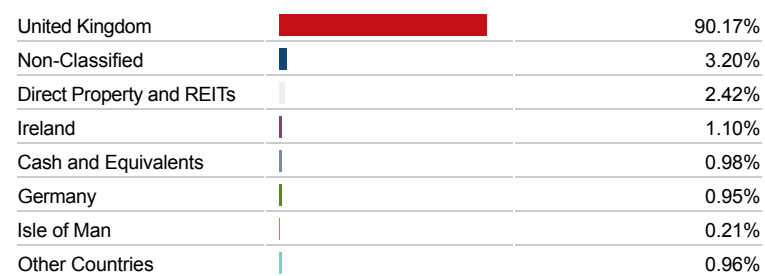
Regional Allocation



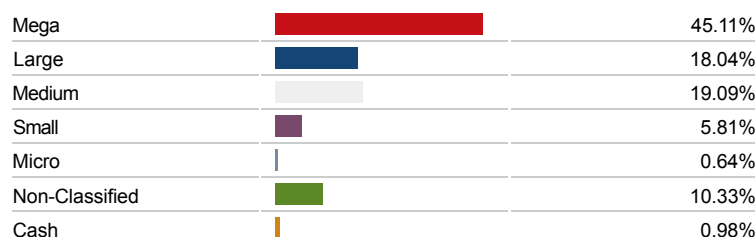
Sector Breakdown



Top Country Breakdown



Breakdown By Market Cap (%)



Important Information

- The Industry Classification Benchmark is a product of FTSE International Limited and has been licensed for use.
- "Prudential" is a trading name of The Prudential Assurance Company Limited (PACL), which is registered in England and Wales. This name is also used by other companies within the Prudential Group. Registered office at 10 Fenchurch Avenue, London EC3M 5AG. Registered number 15454. Authorised by the Prudential Regulation Authority and regulated by the Financial Conduct Authority and the Prudential Regulation Authority.