

Benchmark

Benchmark	IA Sterling Strategic Bond Sector
ABI Sector	Sterling Strategic Bond

Identification Codes

Sedol Code	B3BW403
Mex Code	PUNPM
Isin Code	GB00B3BW4032
Citi Code	D9N3

Fund Overview

Bid (04/03/2022)	254.20
Offer (04/03/2022)	267.60
Fund size (31/07/2022)	£0.02m
Underlying Fund size	£2003.62m
Number of holdings	570
Launch date	20/10/2008

Fund Charges

Annual Management Charge (AMC)	1.75%
Further Costs	0.00%
Yearly Total	1.75%

Aims


Objective: The investment strategy of the fund is to purchase units in the Invesco Monthly Income Plus Fund (UK) - the underlying fund.

Underlying Fund Objective: The fund aims to achieve income and capital growth over the medium to long term (3 to 5 years plus). The fund invests at least 80% of its assets globally in corporate and government debt securities (including investment grade, non-investment grade and unrated) and shares or other equity related securities of companies.

Performance

No data available! Please enter a valid code!

Fund Managers



Name:

Rhys Davies

Ciaran Mallon

Manager of the underlying fund for:

3 years, 8 months

10 years, 6 months

Ratings

FE Crown



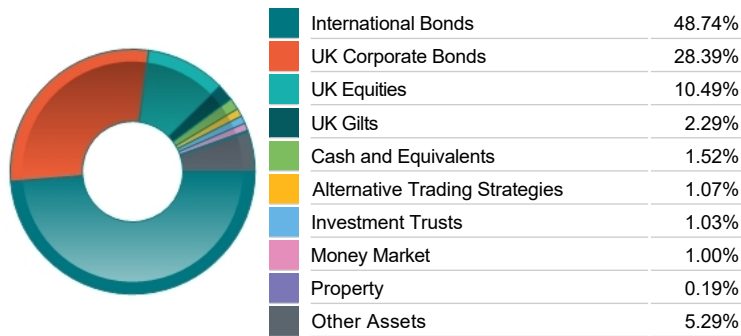
Important Information

- Because of changes in exchange rates the value of your investment, as well as any money you take from it, can go down as well as up.
- Some funds may invest in ‘underlying’ funds or other investment vehicles. The performance of our fund, compared to what it’s invested in won’t be exactly the same. That can be due to additional charges, cash management (needed to help people to enter and leave our fund when they want), tax and the timing of investments (this is known as a fund’s dealing cycle, it varies between managers and can be several days).
- Source of portfolio data: Broadridge. Source of performance data: FE fundinfo. We can’t predict the future. Past performance isn’t a guide to future performance. The figures shown are intended only to demonstrate performance history of the fund, after allowing for the impact of fund charges and further costs, but take no account of product charges, or any Annual Management Charge paid for by the deduction of units. Charges and further costs may vary in the future and may be higher than they are now. Fund performance is based upon the movement of the daily price and is shown as total return in GBP with gross income reinvested. The value of your investment can go down as well as up so you might get back less than you put in.
- This factsheet is for information purposes only. If there is information or terminology included that you would like to discuss, then please contact an adviser. Investors should refer to their policy documentation and supporting brochures for fund availability, investment strategy, any product information and charges. Every care has been taken in populating this output, however it must be appreciated that neither Broadridge, Prudential nor their sources guarantee the accuracy, adequacy or completeness of this information or make any warranties regarding results from its usage.

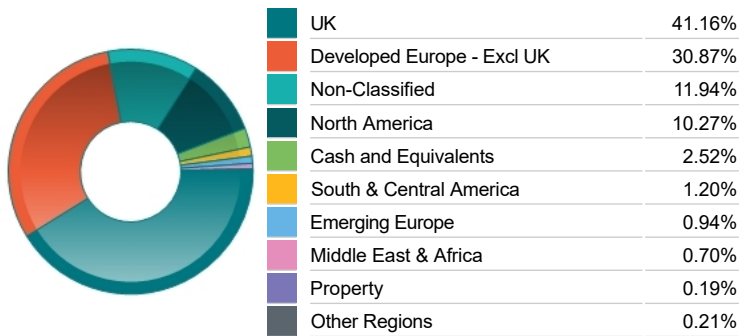
Top 10 Holdings

Name	% Weight	Sector	Country
1 LLOYDS BANKING GROUP FLTG 2.707 DEC 03 35	2.30%	Bonds	United Kingdom
2 CO-OPERATIVE BK HLDS NPV	1.81%	Non-Classified	United Kingdom
3 NATIONWIDE BUILDING SOCIETY	1.67%	Banks	United Kingdom
4 INTESA SANPAOLO S P FLTG 7.700 PERP 144	1.41%	Bonds	Italy
5 3¾% Treasury Gilt 2053	1.35%	Bonds	United Kingdom
6 FORD MOTOR CR LLC 6.860 JUN 05 26	1.15%	Bonds	United States
7 UNICREDIT SPA 8.000 PERPETUAL REG	1.11%	Bonds	Italy
8 BARCLAYS PLC FLTG 9.250 PERP	0.85%	Non-Classified	Non-Classified
9 DEUTSCHE BANK AG FLTG 7.125 PERP	0.82%	Bonds	Germany
10 GEN ACCIDENT PFD 7.875%(N) CM IRR	0.79%	Non-Classified	United Kingdom

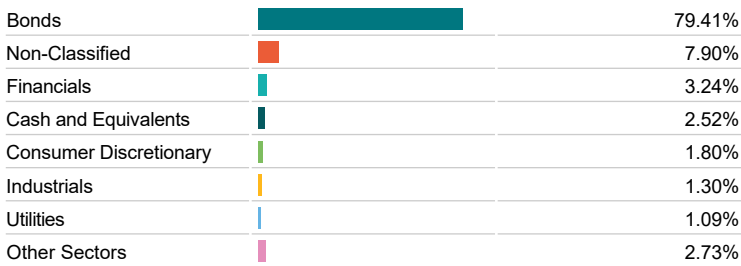
Asset Allocation



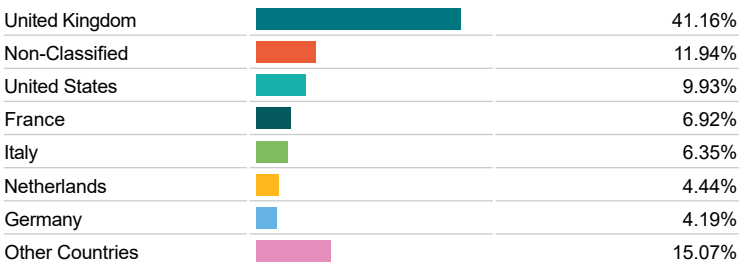
Regional Allocation



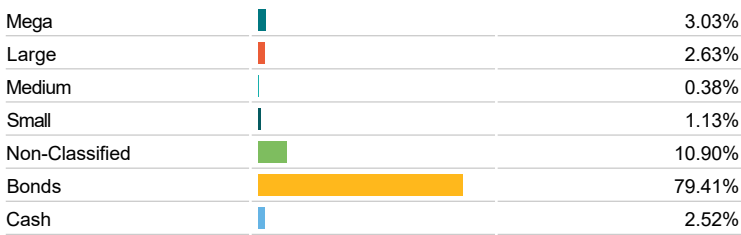
Bond Sector Breakdown



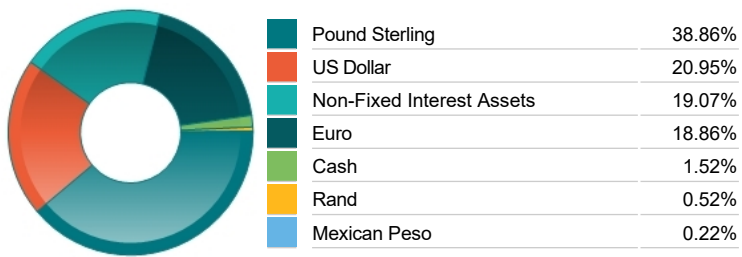
Top Country Breakdown



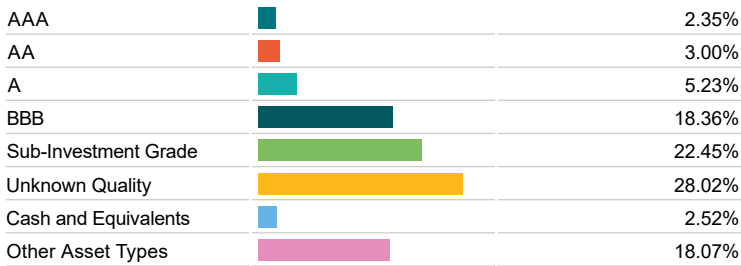
Breakdown By Market Cap (%)



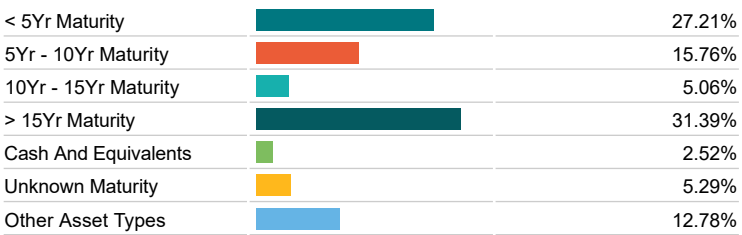
Fixed Interest Currencies



Fixed Interest Quality Profile



Fixed Interest Maturity Profile



Important Information

- Because of changes in exchange rates the value of your investment, as well as any money you take from it, can go down as well as up.
- The Industry Classification Benchmark is a product of FTSE International Limited and has been licensed for use.
- "Prudential" is a trading name of The Prudential Assurance Company Limited, which is registered in England and Wales. Registered office at 10 Fenchurch Avenue, London EC3M 5AG. Registered number 15454. Authorised by the Prudential Regulation Authority and regulated by the Financial Conduct Authority and the Prudential Regulation Authority.