

Benchmark

Benchmark	FTSE 4 Good UK
Benchmark Category	-
IA Sector	UK Equity Income

Identification Codes

Sedol Code	B40TGH3
Mex Code	RWJWDR
Isin Code	GB00B40TGH32
Citi Code	09PM

Fund Overview

Mid (11/02/2026)	180.39p
Historic yield	3.91%
Fund size (31/12/2025)	£134.53m
Number of holdings	44
Ongoing Charges	0.87%
Launch date	17/09/2012

Fund Charges

Entry Charge	0.00%
Ongoing Charges	0.87%

Fund Background

Valuation frequency	Daily
Valuation point	12:00
Fund type	Unit Trust
Launch price	£0.50
Fund currency	Pound Sterling
Fund domicile	United Kingdom
ISA allowable	Yes
SIPP allowable	Yes

Dealing

Minimum Investment	£5000000
Minimum Top Up	£50000
Minimum Regular Saving	-
Settlement Period: Buy	3 days
Settlement Period: Sell	3 days
Pricing Basis	Forward
Dealing Decimals	2

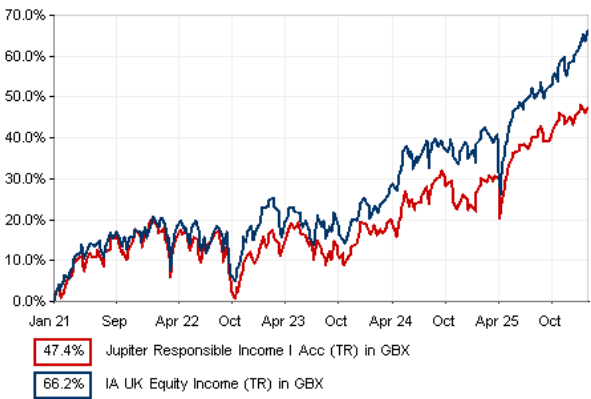
Distribution Dates

Ex dividend date(s)	Income payment date(s)
01 April	31 May
01 October	30 November

Aims

The objective of the Fund is to provide income together with capital growth in order to achieve a return, net of fees, higher than that provided by the FTSE4Good UK Index over the long term (at least five years).

Performance



Discrete performance - to last month end

	31/01/21 to 31/01/22	31/01/22 to 31/01/23	31/01/23 to 31/01/24	31/01/24 to 31/01/25	31/01/25 to 31/01/26
Fund	16.9%	-2.8%	4.3%	9.8%	13.2%
Sector	18.8%	2.9%	1.2%	14.3%	17.6%
Rank	40/63	53/64	17/64	51/64	48/65
Quartile	3	4	2	4	3

Annualised performance

	3 Years to 31/01/26	5 Years to 31/01/26	10 Years to 31/01/26
Fund	9.0%	8.1%	6.0%
Sector	10.8%	10.7%	7.2%
Rank	51/64	51/63	48/55
Quartile	4	4	4

Fund Managers



Name: James Moir
Manager for: 4 years, 2 months

Ratings

FE Crown



Group Details

Group name	Jupiter Unit Trust Managers Limited
Group address	The Zig Zag Building, 70 Victoria Street, London, SW1E 6SQ
Group telephone	020 3817 1063
Dealing telephone	0800 561 4000
Email	intermediary-sales-support@jupiteram.com
Homepage	www.jupiteram.com
Fax number	0800 561 4001


Important Information

- Source of portfolio data: Broadridge. Source of performance data: FE fundinfo. We can't predict the future. Past performance isn't a guide to future performance. The figures shown are intended only to demonstrate performance history of the fund, after allowing for the impact of ongoing charges, but take no account of product charges. Ongoing charges may vary in the future and may be higher than they are now. Fund performance is based upon the movement of the daily price and is shown as total return in GBP with income reinvested. The value of your investment can go down as well as up so you might get back less than you put in.
- This factsheet is for information purposes only. If there is information or terminology included that you would like to discuss, then please contact an adviser. Investors should refer to their policy documentation and supporting brochures for fund availability, investment strategy, any product information and charges. Every care has been taken in populating this output, however it must be appreciated that neither Broadridge, Prudential nor their sources guarantee the accuracy, adequacy or completeness of this information or make any warranties regarding results from its usage


Top 10 Holdings

Name	% Weight	Sector	Country
1 ASTRAZENECA	7.09%	Pharmaceuticals & Biotechnology	United Kingdom
2 UNILEVER	5.07%	Personal Care, Drug & Grocery Stores	United Kingdom
3 PRUDENTIAL	3.92%	Life Insurance	United Kingdom
4 RECKITT BENCKISER GROUP	3.80%	Personal Care, Drug & Grocery Stores	United Kingdom
5 SSE	3.63%	Electricity	United Kingdom
6 NATIONAL GRID	3.57%	Gas, Water & Multi-utilities	United Kingdom
7 ROYAL BANK OF SCOTLAND GROUP	3.35%	Banks	United Kingdom
8 PHOENIX GROUP HOLDINGS	3.00%	Life Insurance	United Kingdom
9 LEGAL & GENERAL GROUP	3.00%	Life Insurance	United Kingdom
10 LLOYDS BANKING GROUP	2.97%	Banks	United Kingdom

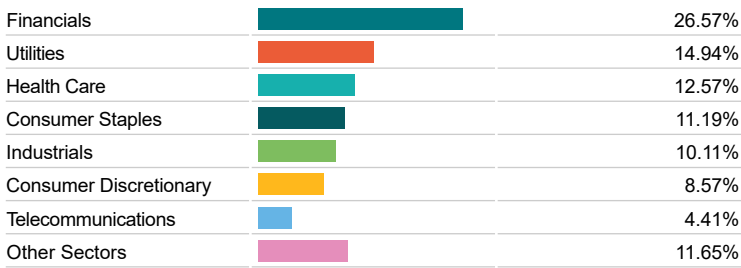
Asset Allocation



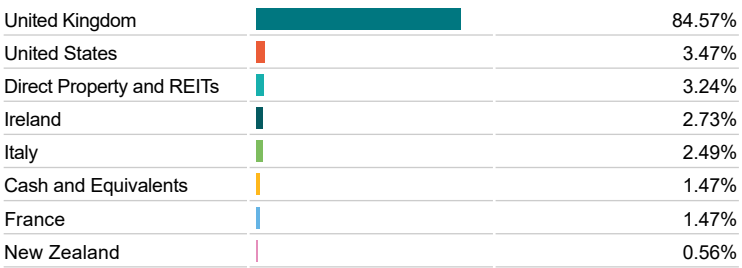
Regional Allocation



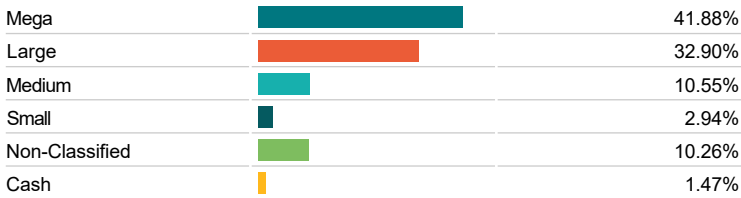
Equity Sector Breakdown



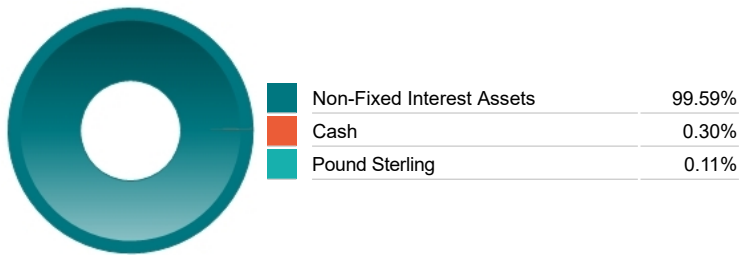
Top Country Breakdown



Breakdown By Market Cap (%)



Fixed Interest Currencies



Important Information

- The Industry Classification Benchmark is a product of FTSE International Limited and has been licensed for use.
- "Prudential" is a trading name of The Prudential Assurance Company Limited, which is registered in England and Wales. Registered office at 10 Fenchurch Avenue, London EC3M5AG. Registered number 15454. Authorised by the Prudential Regulation Authority and regulated by the Financial Conduct Authority and the Prudential Regulation Authority.