

Benchmark

Benchmark	MSCI Europe ex UK Index
Benchmark Category	Target
IA Sector	Europe Excluding UK

Identification Codes

Sedol Code	B5ZSNC6
Mex Code	-
Isin Code	GB00B5ZSNC68
Citi Code	0ZFK

Fund Overview

Mid (10/12/2025)	3687.54p
Historic yield	1.82%
Fund size (31/10/2025)	£1474.65m
Number of holdings	33
Ongoing Charges	0.55%
Launch date	29/09/1989

Fund Charges

Entry Charge	0.00%
Ongoing Charges	0.55%

Fund Background

Valuation frequency	Daily
Valuation point	12:00
Fund type	OEIC
Launch price	€0.50
Fund currency	Pound Sterling
Fund domicile	United Kingdom
ISA allowable	Yes
SIPP allowable	Yes

Dealing

Minimum Investment	-
Minimum Top Up	-
Minimum Regular Saving	-
Settlement Period: Buy	3 days
Settlement Period: Sell	3 days
Pricing Basis	Forward
Dealing Decimals	3

Aims

The Fund aims to: • Provide a higher total return (capital growth plus income), net of the Ongoing Charge Figure, than that of the MSCI Europe ex UK Index over any five-year period, and • As its Sustainability Goal, support the mitigation of climate change by investing at least 70% of the Fund in companies that contribute towards the Paris Agreement climate change goal* and have the potential to reduce their contribution to climate change determined by their potential to decarbonise their operations over time and ultimately reach Net Zero.

Performance



Discrete performance - to last month end

	30/11/20 to 30/11/21	30/11/21 to 30/11/22	30/11/22 to 30/11/23	30/11/23 to 30/11/24	30/11/24 to 30/11/25
Fund	11.2%	-0.1%	14.7%	10.5%	14.8%

Annualised performance

	Annualised		
	3 Years to 30/11/25	5 Years to 30/11/25	10 Years to 30/11/25
Fund	13.3%	10.1%	10.1%

Fund Managers



Name: John William Olsen
Manager for: 11 years, 5 months

Ratings

FE Crown



Group Details

Group name	M&G Investments
Group address	10 Fenchurch Avenue London EC3M 5AG United Kingdom
Group telephone	0800 390 390
Dealing telephone	0800 328 3196
Email	info@mandg.co.uk
Homepage	www.mandg.co.uk
Fax number	-


Important Information

- Source of portfolio data: Broadridge. Source of performance data: FE fundinfo. We can't predict the future. Past performance isn't a guide to future performance. The figures shown are intended only to demonstrate performance history of the fund, after allowing for the impact of ongoing charges, but take no account of product charges. Ongoing charges may vary in the future and may be higher than they are now. Fund performance is based upon the movement of the daily price and is shown as total return in GBP with income reinvested. The value of your investment can go down as well as up so you might get back less than you put in.
- This factsheet is for information purposes only. If there is information or terminology included that you would like to discuss, then please contact an adviser. Investors should refer to their policy documentation and supporting brochures for fund availability, investment strategy, any product information and charges. Every care has been taken in populating this output, however it must be appreciated that neither Broadridge, Prudential nor their sources guarantee the accuracy, adequacy or completeness of this information or make any warranties regarding results from its usage.


Top 10 Holdings

Name	% Weight	Sector	Country
1 AIB GROUP	5.25%	Banks	Ireland
2 SCHNEIDER ELECTRIC SE	5.04%	Electronic & Electrical Equipment	France
3 ASML HOLDING N.V.	4.73%	Technology Hardware & Equipment	Netherlands
4 LEGRAND	4.60%	Electronic & Electrical Equipment	France
5 HANNOVER RUCK SE	4.35%	Non-life Insurance	Germany
6 METSO CORPORATION	3.99%	Industrial Engineering	Finland
7 SCOUT24 SE	3.97%	Software & Computer Services	Germany
8 SIEMENS AKTIENGESELLSCHAFT	3.87%	General Industrials	Germany
9 SAP SE	3.66%	Software & Computer Services	Germany
10 CTS EVENTIM AG & CO. KGAA	3.55%	Media	Germany

Asset Allocation



Regional Allocation



Equity Sector Breakdown

Industrials	26.64%
Financials	17.51%
Technology	15.30%
Health Care	13.22%
Consumer Discretionary	10.17%
Basic Materials	6.31%
Consumer Staples	4.71%
Other Sectors	6.14%

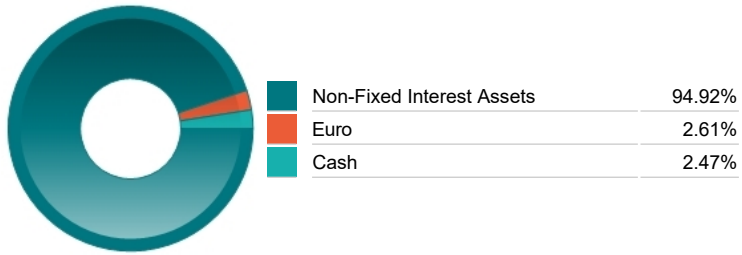
Top Country Breakdown

Germany	25.15%
Denmark	17.33%
Netherlands	16.11%
France	11.63%
Ireland	6.71%
Switzerland	5.05%
Finland	3.99%
Other Countries	14.04%

Breakdown By Market Cap (%)

Mega	20.67%
Large	21.79%
Medium	3.19%
Non-Classified	54.08%
Cash	0.27%

Fixed Interest Currencies



Important Information

- The Industry Classification Benchmark is a product of FTSE International Limited and has been licensed for use.
- "Prudential" is a trading name of The Prudential Assurance Company Limited, which is registered in England and Wales. Registered office at 10 Fenchurch Avenue, London EC3M 5AG. Registered number 15454. Authorised by the Prudential Regulation Authority and regulated by the Financial Conduct Authority and the Prudential Regulation Authority.