

## Benchmark

Benchmark	Placeholder for prolonged perf holidays (No Benchmark applicable)
Benchmark Category	-

## Identification Codes

Sedol Code	BV49YS5
Mex Code	-
Isin Code	GB00BV49YS59
Citi Code	BX8YW

## Fund Overview

Mid (02/04/2026)	105.15p
Historic yield	-
Fund size (28/02/2026)	£10.44m
Number of holdings	10908
Ongoing Charges	0.17%
Launch date	03/09/2025

## Fund Charges

Entry Charge	0.00%
Ongoing Charges	0.17%

## Fund Background

Valuation frequency	Daily
Valuation point	12:00
Fund type	Unit Trust
Launch price	-
Fund currency	Pound Sterling
Fund domicile	-
ISA allowable	No
SIPP allowable	No

## Dealing

Minimum Investment	-
Minimum Top Up	-
Minimum Regular Saving	-
Settlement Period: Buy	-
Settlement Period: Sell	-
Pricing Basis	None
Dealing Decimals	-

## Aims

The Fund is a fund in a series of MyMap funds and the number allocated to the Fund does not directly relate to the level of risk or return within the Fund and is used simply to differentiate the Fund from the other MyMap branded funds in the BlackRock Investment Funds umbrella.

## Performance

Performance for this fund will be shown when the fund is one year old




## Discrete performance - to last month end

	31/03/21 to 31/03/22	31/03/22 to 31/03/23	31/03/23 to 31/03/24	31/03/24 to 31/03/25	31/03/25 to 31/03/26
Fund	n/a	n/a	n/a	n/a	n/a
Sector	4.0%	-4.6%	9.6%	3.5%	10.1%
Rank	n/a	n/a	n/a	n/a	n/a
Quartile	n/a	n/a	n/a	n/a	n/a

## Annualised performance

	Annualised		
	3 Years to 31/03/26	5 Years to 31/03/26	10 Years to 31/03/26
Fund	n/a	n/a	n/a
Sector	7.7%	4.4%	5.5%
Rank	n/a	n/a	n/a
Quartile	n/a	n/a	n/a

## Fund Managers



Name:	Claire Gallagher	Christopher Ellis Thomas	Rafael Iborra
Manager for:	3 years, 11 months	6 years, 10 months	6 years, 10 months

## Group Details

Group name	BlackRock Investment Management (UK) Limited
Group address	12 Throgmorton Avenue London EC2N 2DL
Group telephone	08457 405 405
Dealing telephone	0800 445522
Email	broker.services@blackrock.com
Homepage	www.blackrock.co.uk
Fax number	020 7743 1135

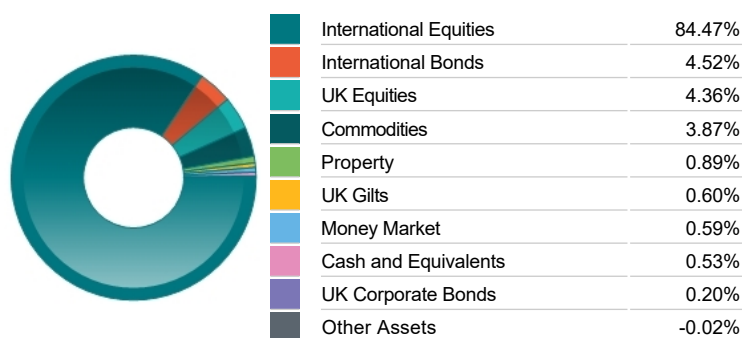
## Important Information

- Source of portfolio data: Broadridge. Source of performance data: FE fundinfo. We can't predict the future. Past performance isn't a guide to future performance. The figures shown are intended only to demonstrate performance history of the fund, after allowing for the impact of ongoing charges, but take no account of product charges. Ongoing charges may vary in the future and may be higher than they are now. Fund performance is based upon the movement of the daily price and is shown as total return in GBP with income reinvested. The value of your investment can go down as well as up so you might get back less than you put in.
- This factsheet is for information purposes only. If there is information or terminology included that you would like to discuss, then please contact an adviser. Investors should refer to their policy documentation and supporting brochures for fund availability, investment strategy, any product information and charges. Every care has been taken in populating this output, however it must be appreciated that neither Broadridge, Prudential nor their sources guarantee the accuracy, adequacy or completeness of this information or make any warranties regarding results from its usage

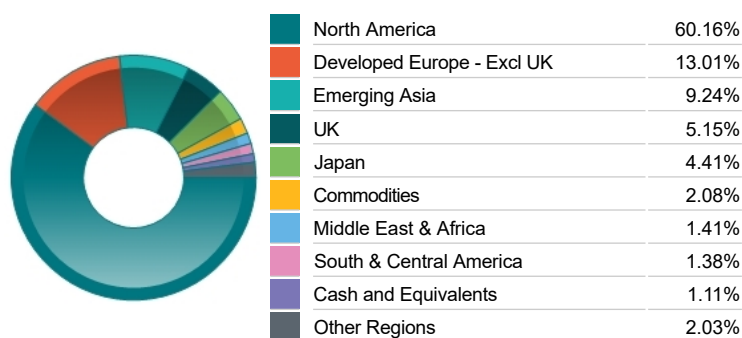
Top 10 Holdings

Name	% Weight	Sector	Country
1 NVIDIA CORPORATION	4.26%	Technology Hardware & Equipment	United States
2 APPLE	3.91%	Technology Hardware & Equipment	United States
3 MICROSOFT CORPORATION	2.93%	Software & Computer Services	United States
4 AMAZON.COM	2.05%	Retailers	United States
5 ALPHABET	1.83%	Software & Computer Services	United States
6 BROADCOM	1.50%	Technology Hardware & Equipment	United States
7 ALPHABET	1.49%	Software & Computer Services	United States
8 META PLATFORMS	1.43%	Software & Computer Services	United States
9 TAIWAN SEMICONDUCTOR MANUFACTURING COMPANY LIMITED	1.34%	Technology Hardware & Equipment	Taiwan
10 TESLA	1.15%	Automobiles & Parts	United States

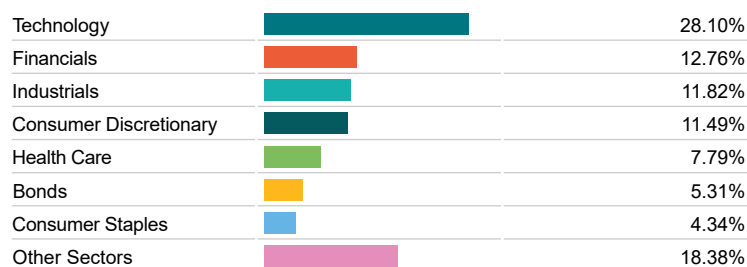
Asset Allocation



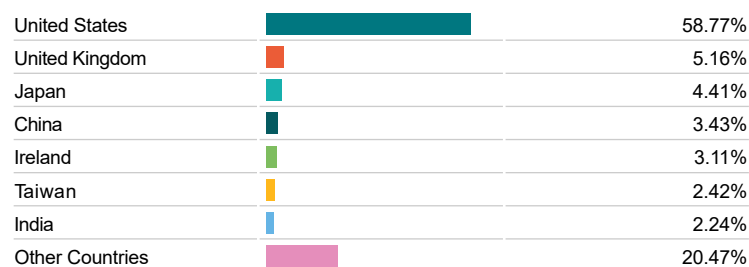
Regional Allocation



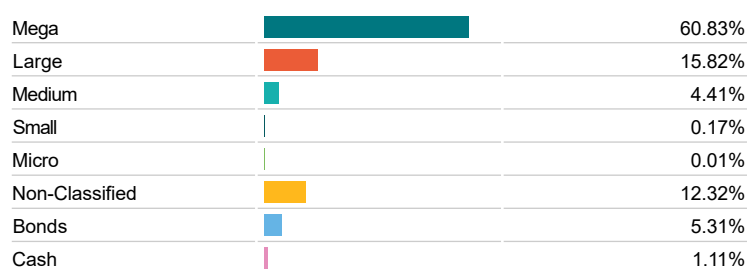
Equity Sector Breakdown



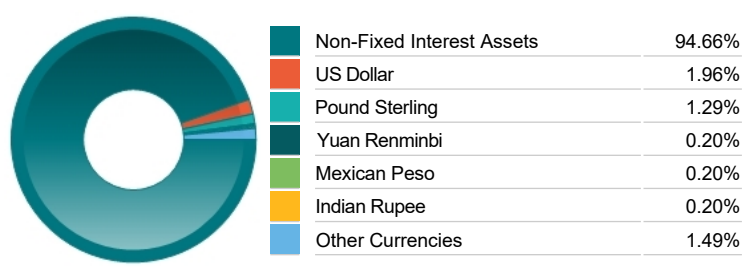
Top Country Breakdown



Breakdown By Market Cap (%)



Fixed Interest Currencies



Important Information

- The Industry Classification Benchmark is a product of FTSE International Limited and has been licensed for use.
- "Prudential" is a trading name of The Prudential Assurance Company Limited, which is registered in England and Wales. Registered office at 10 Fenchurch Avenue, London EC3M5AG. Registered number 15454. Authorised by the Prudential Regulation Authority and regulated by the Financial Conduct Authority and the Prudential Regulation Authority.