

## Benchmark

Benchmark	Russell 3000 Value Index
Benchmark Category	-
IA Sector	North America

## Identification Codes

Sedol Code	B5KP333
Mex Code	JRUIITY
Isin Code	GB00B5KP3337
Citi Code	0GBI

## Fund Overview

Mid (23/09/2022)	418.00p
Historic yield	2.13%
Fund size (31/12/2022)	£81.79m
Number of holdings	49
Ongoing Charges	0.89%
Launch date	17/10/2011

## Fund Charges

Entry Charge	0.00%
Ongoing Charges	0.89%

## Fund Background

Valuation frequency	Daily
Valuation point	12:00
Fund type	ICVC
Launch price	£1.00
Fund currency	Pound Sterling
Fund domicile	United Kingdom
ISA allowable	Yes
SIPP allowable	Yes

## Dealing

Minimum Investment	-
Minimum Top Up	-
Minimum Regular Saving	-
Settlement Period: Buy	4 days
Settlement Period: Sell	4 days
Pricing Basis	Forward
Dealing Decimals	3

## Distribution Dates

Ex dividend date(s)	Income payment date(s)
01 December	31 January
01 March	30 April
01 June	31 July
01 September	31 October

## Aims

The objective of this Fund is to achieve income and capital growth through investment primarily in a range of US equity and equity-related securities.

## Performance

No data available! Please enter a valid code!

## Fund Managers



Name: ClearBridge Equity Income Team  
 Manager for: 13 years, 9 months

## Ratings

FE Crown




## Group Details

Group name	Franklin Templeton Funds II (CLOSED)
Group address	Franklin Templeton PO Box 563 Darlington DL1 9ZF
Group telephone	0330 123 3790
Dealing telephone	0330 123 3790
Email	FTF@bnymellon.com
Homepage	www.franklintempleton.co.uk
Fax number	0330 123 3791


Top 10 Holdings

Name	% Weight	Sector	Country
1 MICROSOFT CORP	4.45%	Software & Computer Services	United States
2 APPLE	3.62%	Technology Hardware & Equipment	United States
3 UNITED TECHNOLOGIES CORP	3.59%	Aerospace & Defence	United States
4 WILLIAMS COMPANIES INC	3.07%	Non-Renewable Energy	United States
5 APOLLO GLOBAL MGMT INC NEW	2.94%	Investment Banking & Brokerage Services	Non-Classified
6 LINDE	2.93%	Chemicals	Ireland
7 BECTON DICKINSON AND COMPANY	2.90%	Medical Equipment & Services	United States
8 JOHNSON & JOHNSON	2.85%	Pharmaceuticals & Biotechnology	United States
9 ENBRIDGE	2.81%	Non-Renewable Energy	Canada
10 MERCK & CO INC(NEW)	2.65%	Pharmaceuticals & Biotechnology	United States

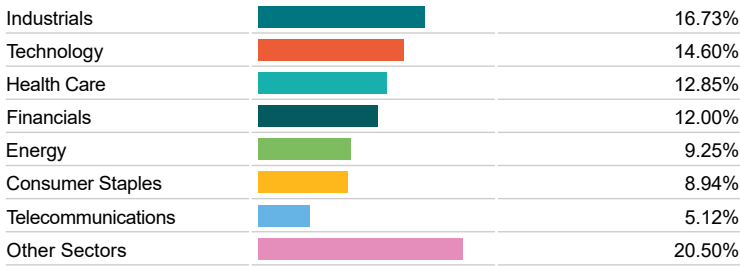
Asset Allocation



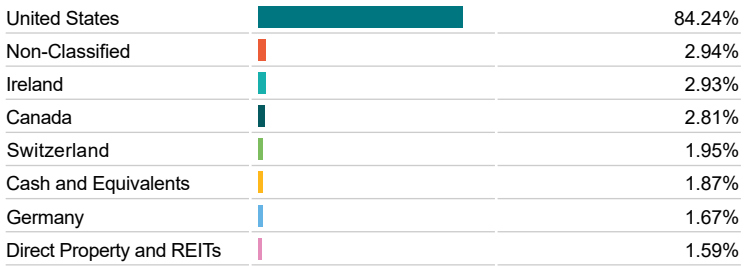
Regional Allocation




Equity Sector Breakdown



Top Country Breakdown



Breakdown By Market Cap (%)



Fixed Interest Currencies

