

## Benchmark

Benchmark	IA Mixed Investment 40-85% Shares Sector
Benchmark Category	Comparator
IA Sector	Mixed Investment 40-85% Shares

## Identification Codes

Sedol Code	B78H4K9
Mex Code	LGPEAV
Isin Code	GB00B78H4K93
Citi Code	GH6K

## Fund Overview

Mid (02/04/2026)	206.70p
Historic yield	3.02%
Fund size (31/12/2025)	£226.48m
Number of holdings	108
Ongoing Charges	0.83%
Launch date	05/11/2012

## Fund Charges

Entry Charge	0.00%
Ongoing Charges	0.83%

## Fund Background

Valuation frequency	Daily
Valuation point	12:00
Fund type	OEIC
Launch price	£1.00
Fund currency	Pound Sterling
Fund domicile	United Kingdom
ISA allowable	Yes
SIPP allowable	Yes

## Dealing

Minimum Investment	£250000
Minimum Top Up	£25000
Minimum Regular Saving	-
Settlement Period: Buy	4 days
Settlement Period: Sell	4 days
Pricing Basis	Forward
Dealing Decimals	3

## Distribution Dates

Ex dividend date(s)	Income payment date(s)
01 May	31 August
01 November	31 December

## Aims

The objective of the Fund is to provide total returns comprised of capital growth and income over the long-term, being five years or more. Five years is also the minimum recommended period for holding shares in this Fund. This does not mean that the Fund will achieve the objective over this, or any other, specific time period and there is a risk of loss to the original capital invested. Income is paid twice a year as dividend distributions.

## Performance




## Discrete performance - to last month end

	31/03/21 to 31/03/22	31/03/22 to 31/03/23	31/03/23 to 31/03/24	31/03/24 to 31/03/25	31/03/25 to 31/03/26
Fund	3.8%	-9.4%	14.2%	-0.3%	32.9%
Sector	5.2%	-4.5%	10.2%	3.3%	11.0%
Rank	133/179	178/185	23/192	193/209	1/215
Quartile	3	4	1	4	1

## Annualised performance

	3 Years to 31/03/26	5 Years to 31/03/26	10 Years to 31/03/26
Fund	14.8%	7.3%	7.3%
Sector	8.1%	4.9%	6.2%
Rank	2/192	28/179	34/122
Quartile	1	1	2

## Fund Managers



Name: Anthony Rayner      David Jane  
 Manager for: 5 years, 2 months      5 years, 2 months

## Ratings

FE Crown



## Group Details

Group name	Premier Miton Investors
Group address	Paternoster House 65 St Paul's Churchyard London EC4M 8AB
Group telephone	0845 6056363
Dealing telephone	-
Email	sales@premierfunds.co.uk
Homepage	www.premiermiton.com
Fax number	01483 300845

## Important Information

- Source of portfolio data: Broadridge. Source of performance data: FE fundinfo. We can't predict the future. Past performance isn't a guide to future performance. The figures shown are intended only to demonstrate performance history of the fund, after allowing for the impact of ongoing charges, but take no account of product charges. Ongoing charges may vary in the future and may be higher than they are now. Fund performance is based upon the movement of the daily price and is shown as total return in GBP with income reinvested. The value of your investment can go down as well as up so you might get back less than you put in.
- This factsheet is for information purposes only. If there is information or terminology included that you would like to discuss, then please contact an adviser. Investors should refer to their policy documentation and supporting brochures for fund availability, investment strategy, any product information and charges. Every care has been taken in populating this output, however it must be appreciated that neither Broadridge, Prudential nor their sources guarantee the accuracy, adequacy or completeness of this information or make any warranties regarding results from its usage.

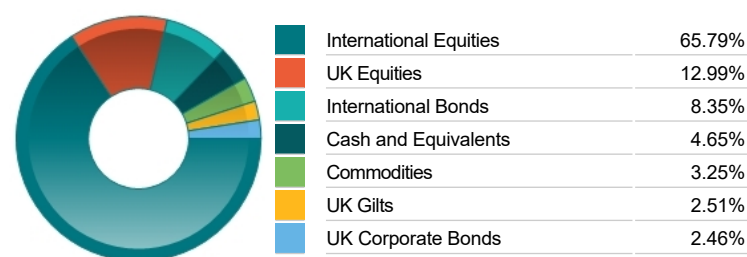
**Top 10 Fund Holdings**

Name	% Weight	Sector	Country
1 Invesco Markets Plc Invesco Physical Gold ETC -	3.11%	Managed Funds	Managed Funds
2 4% Treasury Gilt 2054	1.74%	Bonds	United Kingdom
3 iShares Physical Silver ETC	1.58%	Managed Funds	Managed Funds
4 RIO TINTO	1.56%	Industrial Metals & Mining	United Kingdom
5 MORGAN STANLEY	1.53%	Investment Banking & Brokerage Services	United States
6 FRESNILLO	1.47%	Precious Metals & Mining	United Kingdom
7 MERCK & CO INC(NEW)	1.39%	Pharmaceuticals & Biotechnology	United States
8 REPSOL SA	1.35%	Non-Renewable Energy	Spain
9 FORTESCUE LTD	1.35%	Industrial Metals & Mining	Australia
10 UNITED PARCEL SERVICE INC	1.34%	Industrial Transportation	United States

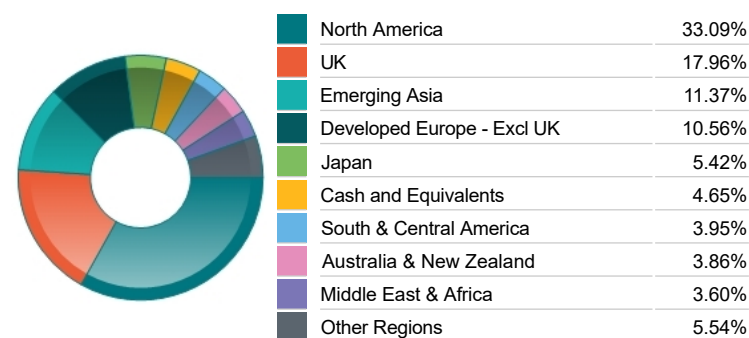
**Top 10 Holdings**

Name	% Weight	Sector	Country
1 4% Treasury Gilt 2054	1.74%	Bonds	United Kingdom
2 RIO TINTO	1.56%	Industrial Metals & Mining	United Kingdom
3 MORGAN STANLEY	1.53%	Investment Banking & Brokerage Services	United States
4 FRESNILLO	1.47%	Precious Metals & Mining	United Kingdom
5 MERCK & CO INC(NEW)	1.39%	Pharmaceuticals & Biotechnology	United States
6 REPSOL SA	1.35%	Non-Renewable Energy	Spain
7 FORTESCUE LTD	1.35%	Industrial Metals & Mining	Australia
8 UNITED PARCEL SERVICE INC	1.34%	Industrial Transportation	United States
9 ALPHABET	1.34%	Software & Computer Services	United States
10 BRISTOL-MYERS SQUIBB CO	1.33%	Pharmaceuticals & Biotechnology	United States

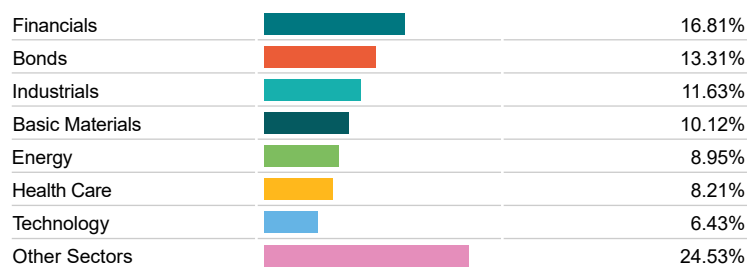
**Asset Allocation**



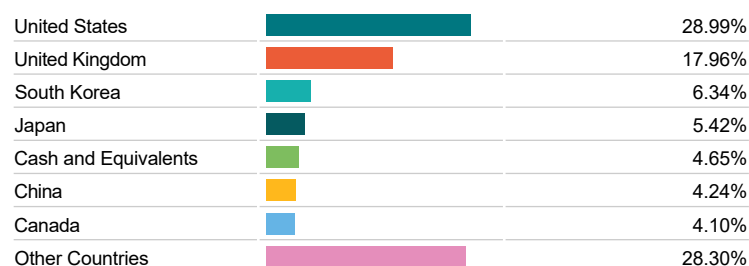
**Regional Allocation**



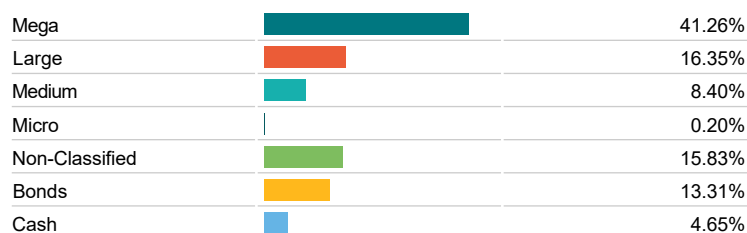
**Sector Breakdown**



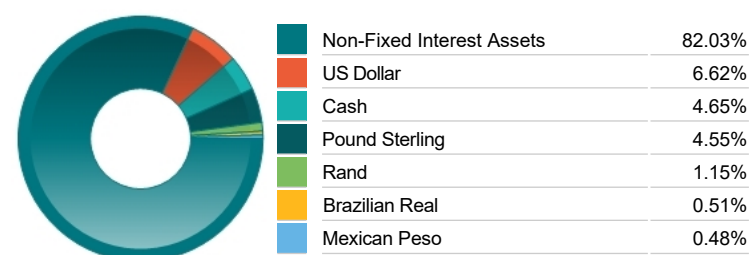
**Top Country Breakdown**



**Breakdown By Market Cap (%)**



**Fixed Interest Currencies**



**Important Information**

- The Industry Classification Benchmark is a product of FTSE International Limited and has been licensed for use.
- "Prudential" is a trading name of The Prudential Assurance Company Limited, which is registered in England and Wales. Registered office at 10 Fenchurch Avenue, London EC3M 5AG. Registered number 15454. Authorised by the Prudential Regulation Authority and regulated by the Financial Conduct Authority and the Prudential Regulation Authority.